

Video - I. dio (dodavanje rezultata, loga i URL linka projektnoj kartici; podnošenje projektne kartice na pregled programskim djelatnicima Agencije):

<https://www.youtube.com/watch?v=GITfhwUbUso&feature=youtu.be>

Video - II. dio (unošenje promjena nakon zahtjeva programskog djelatnika Agencije):

<https://www.youtube.com/watch?v=jrsA10DRSkU&feature=youtu.be>

Slide 1 - Slide 1



The image shows a slide from a presentation. At the top left, there is the European Commission logo, which includes the European Union flag and the text 'European Commission'. To the right of the logo, the text 'EAC Dissemination Platform' is displayed in a blue rounded rectangle. Below this, a dark blue horizontal bar contains the text 'Erasmus+ Beneficiary's Dashboard' in white. The main body of the slide is light blue, with a red horizontal bar in the center containing the text 'Welcome to the Beneficiary's Dashboard in the Erasmus+ Dissemination Platform' in white.

European Commission

## EAC Dissemination Platform

### Erasmus+ Beneficiary's Dashboard

## How to add and submit changes

In this demo you will see...

- how to add results to your project
- how to add a logo and URL to the project card
- how to submit for review

how to add results to your project, how to add a logo and URL to the project card and

#### Text Captions

# EAC Dissemination Platform

## Erasmus+ Beneficiary's Dashboard

## How to add and submit changes

In this demo you will see how to add results to your project, how to add a logo and URL to the project card and how to submit for review.

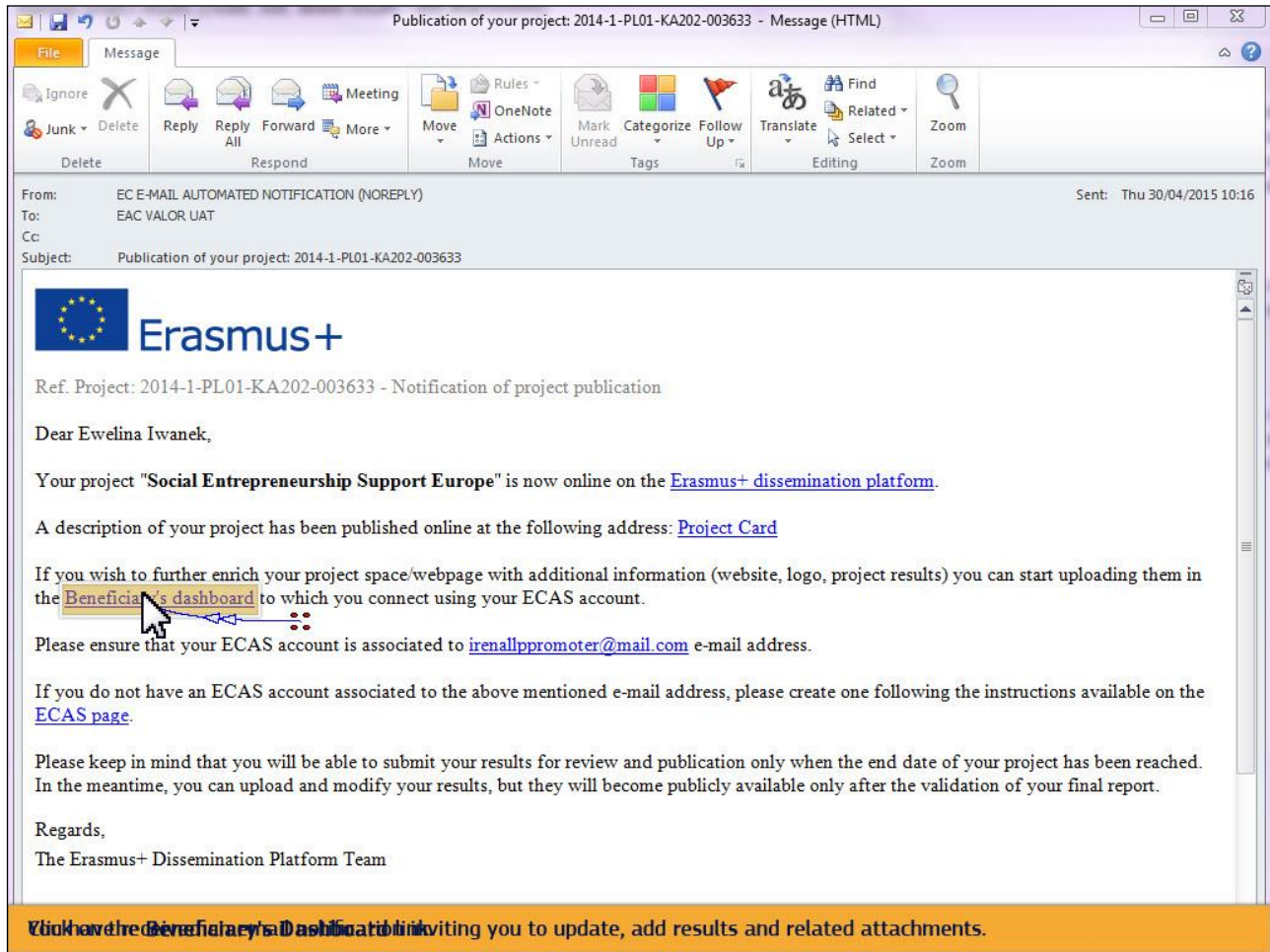
Slide 2 - Slide 2

The screenshot displays the Erasmus+ website interface. At the top, there is a navigation bar with links for 'Legal notice', 'Cookies', 'Contact', 'Search', and 'English (en)'. Below this is the Erasmus+ logo and the text 'ERASMUS+ EU programme for education, training, youth and sport'. A breadcrumb trail reads 'European Commission > Programmes > Erasmus+ > Projects'. A secondary navigation bar includes 'Home', 'Help', 'Contact Us', 'Legal Issues', and 'Login'. The main content area features a large image of diverse people with their arms raised. Overlaid on this image is a search bar with the text 'Search by keyword' and a 'Search' button. Below the search bar are radio buttons for 'Projects' (selected) and 'Results', and a 'Show advanced criteria' dropdown. A yellow notification banner at the bottom of the page states: 'Your project has been published in the EAC Dissemination Platform.' The footer contains links for 'Education and Training, Youth and Sport', 'DG Education and Culture', 'Partners & networks', and 'Commissioner'.

Text Captions

Your project has been published in the **EAC Dissemination Platform**.

Slide 3 - Slide 3



**Text Captions**

You have received an email notification inviting you to update, add results and related attachments.

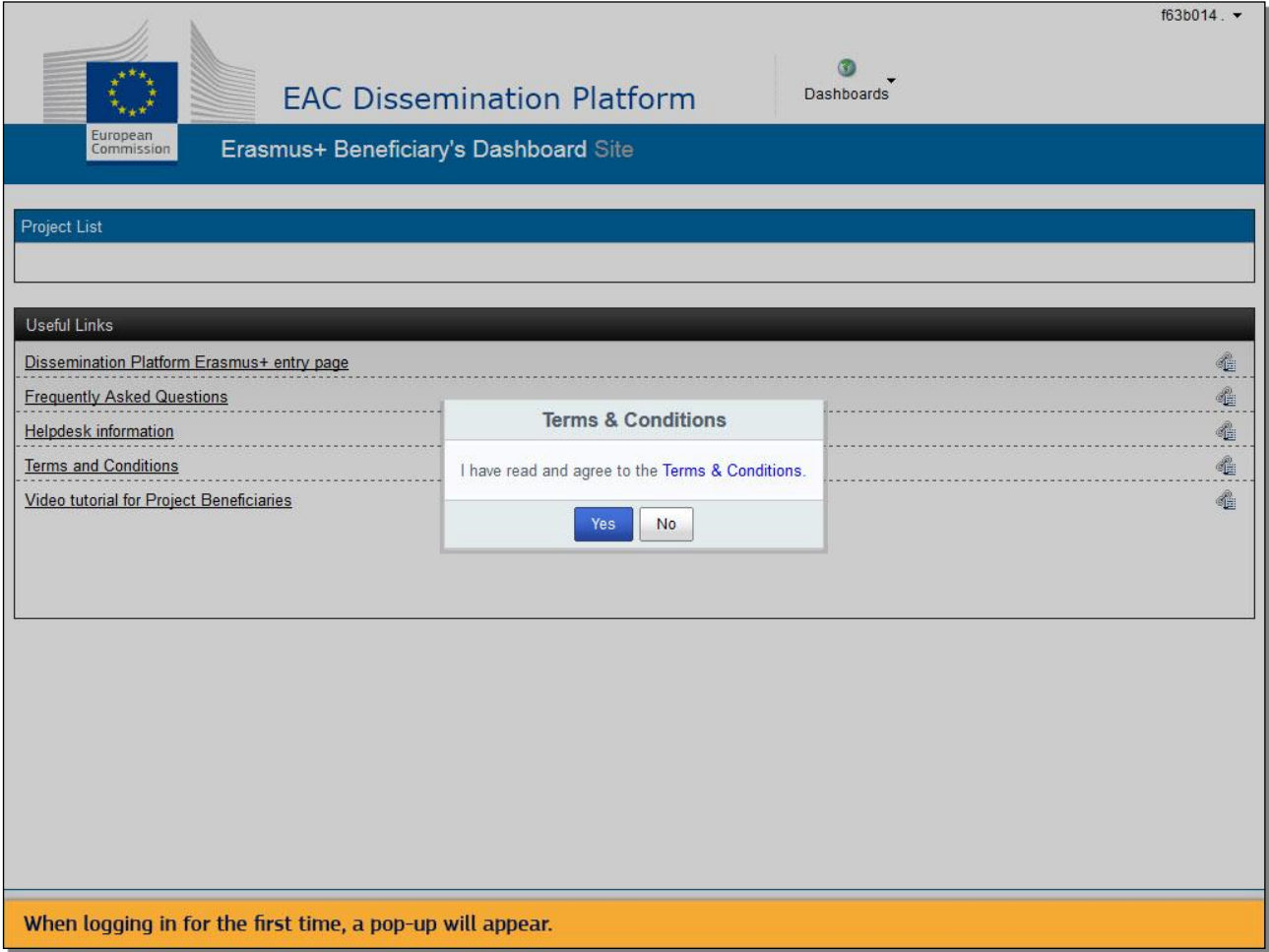
Click on the **Beneficiary's Dashboard** link.

Slide 4 - Slide 4

**Text Captions**

In order to get access to the **Beneficiary's Dashboard**, you have to log in using your **ECAS** username and password.

Slide 5 - Slide 5



Text Captions

When logging in for the first time, a pop-up will appear.

Slide 6 - Slide 6

The screenshot displays the EAC Dissemination Platform Erasmus+ Beneficiary's Dashboard Site. At the top, there is a header with the European Commission logo and the text "EAC Dissemination Platform" and "Erasmus+ Beneficiary's Dashboard Site". A "Dashboards" dropdown menu is visible. Below the header, there is a "Project List" section. A "Useful Links" section contains several links: "Dissemination Platform Erasmus+ entry page", "Frequently Asked Questions", "Helpdesk information", "Terms and Conditions", and "Video tutorial for Project Beneficiaries". A modal dialog titled "Terms & Conditions" is open, showing the text "I have read and agree to the Terms & Conditions." and two buttons: "Yes" and "No". A mouse cursor is pointing at the "Yes" button. At the bottom of the dashboard, there is an orange banner with the text: "Click on the hyperlink **Terms & Conditions** in order to read and agree with the terms and conditions."

**Text Captions**

Click on the hyperlink **Terms & Conditions** in order to read and agree with the terms and conditions.

Slide 8 - Slide 8

PLEASE READ THE *TERMS of USE* BELOW BEFORE UPLOADING OR SUBMITTING CONTENT. ANY SUBMISSION OF CONTENT IS CONDITIONAL UPON ACCEPTANCE OF THESE TERMS. Requesting access to this platform, accessing it or registering on it signifies unconditional acceptance of these TERMS of USE. Please also check the [Europa website LEGAL NOTICE](#) to which this platform is subject, and the terms and conditions to upload content and to download content, incorporated herein by reference.

**TERMS of USE**

The VALOR Dissemination Platform is a project owned by the European Union which offers a comprehensive overview of projects funded under the new Erasmus+ and Creative Europe programmes as well as some projects funded under the previous programmes (Lifelong Learning, Youth in Action, Culture).

The Dissemination Platform serves the following **purposes**:

- Information tool for the public to provide relevant and interesting content;
- Highlight projects qualified as good practice examples/success stories;
- Projects database (project summaries, links, main products and outcomes);
- Source of information for the Commission Open Data Portal.

Only project beneficiaries are given access to upload content and as a project beneficiary, you can

Please pay particular attention to the copyright clauses.

**Text Captions**

Please pay particular attention to the copyright clauses.



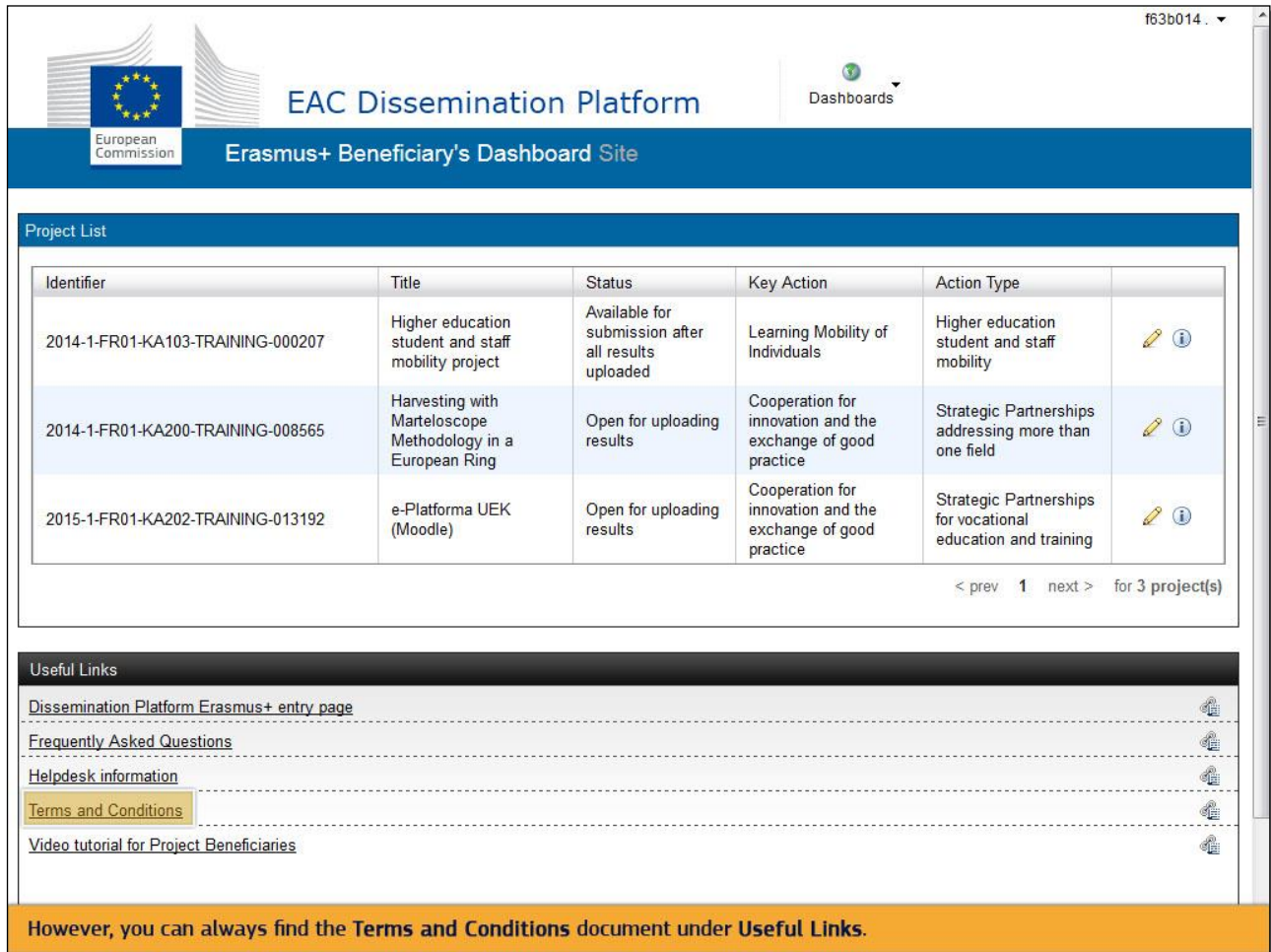
Slide 10 - Slide 10

The screenshot displays the 'EAC Dissemination Platform' interface. At the top, there is a header with the European Commission logo and the text 'Erasmus+ Beneficiary's Dashboard Site'. A 'Dashboards' dropdown menu is visible in the top right. Below the header, there is a 'Project List' section and a 'Useful Links' section containing links for 'Dissemination Platform Erasmus+ entry page', 'Frequently Asked Questions', 'Helpdesk information', 'Terms and Conditions', and 'Video tutorial for Project Beneficiaries'. A modal dialog box titled 'Terms & Conditions' is overlaid on the page, containing the text 'I have read and agree to the Terms & Conditions.' and two buttons: 'Yes' and 'No'. A mouse cursor is pointing at the 'Yes' button. A blue arrow points from the 'Yes' button to the 'Dashboards' dropdown menu. At the bottom of the page, an orange banner contains the text: 'By clicking on YES this message will not appear anymore.'

**Text Captions**

By clicking on **YES** this message will not appear anymore.







Slide 13 - Slide 13



European Commission EAC Dissemination Platform Dashboards






Erasmus+ Beneficiary's Dashboard Site

Project List

Identifier	Title	Status	Key Action	Action Type	
2014-1-FR01-KA103-TRAINING-000207	Higher education student and staff mobility project	Available for submission after all results uploaded	Learning Mobility of Individuals	Higher education student and staff mobility	 
2014-1-FR01-KA200-TRAINING-008565	Harvesting with Marteloscope Methodology in a European Ring	Open for uploading results	Cooperation for innovation and the exchange of good practice	Strategic Partnerships addressing more than one field	 
2015-1-FR01-KA202-TRAINING-013192	e-Platforma UEK (Moodle)	Open for uploading results	Cooperation for innovation and the exchange of good practice	Strategic Partnerships for vocational education and training	 

< prev 1 next > for 3 project(s)

Useful Links

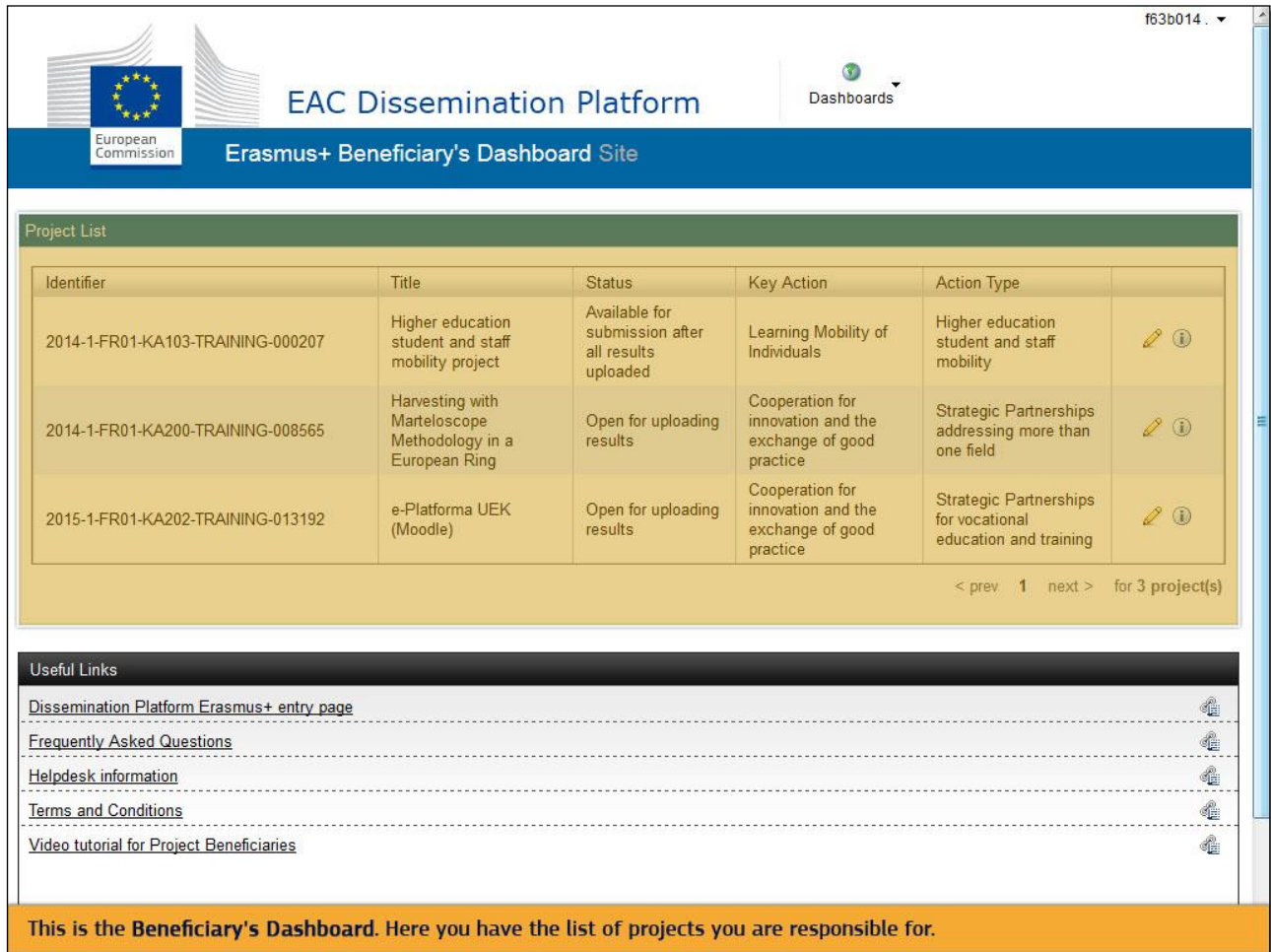
- [Dissemination Platform Erasmus+ entry page](#) 
- [Frequently Asked Questions](#) 
- [Helpdesk information](#) 
- [Terms and Conditions](#) 
- [Video tutorial for Project Beneficiaries](#) 

However, you can always find the **Terms and Conditions** document under **Useful Links**.

**Text Captions**

However, you can always find the **Terms and Conditions** document under **Useful Links**.







Slide 14 - Slide 14



European Commission EAC Dissemination Platform Dashboards






Erasmus+ Beneficiary's Dashboard Site

Project List

Identifier	Title	Status	Key Action	Action Type	
2014-1-FR01-KA103-TRAINING-000207	Higher education student and staff mobility project	Available for submission after all results uploaded	Learning Mobility of Individuals	Higher education student and staff mobility	 
2014-1-FR01-KA200-TRAINING-008565	Harvesting with Marteloscope Methodology in a European Ring	Open for uploading results	Cooperation for innovation and the exchange of good practice	Strategic Partnerships addressing more than one field	 
2015-1-FR01-KA202-TRAINING-013192	e-Platforma UEK (Moodle)	Open for uploading results	Cooperation for innovation and the exchange of good practice	Strategic Partnerships for vocational education and training	 

< prev 1 next > for 3 project(s)

Useful Links

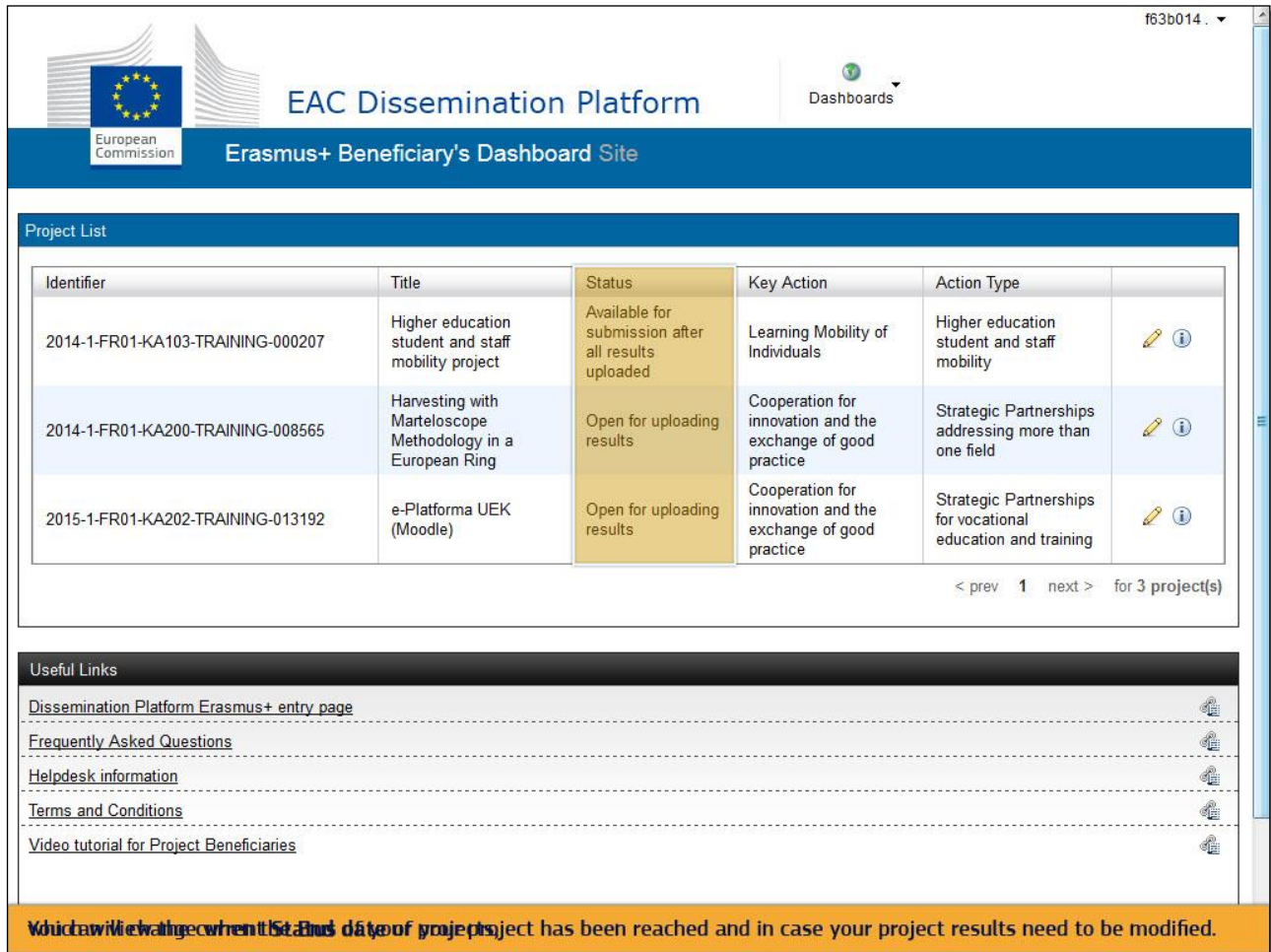
- [Dissemination Platform Erasmus+ entry page](#) 
- [Frequently Asked Questions](#) 
- [Helpdesk information](#) 
- [Terms and Conditions](#) 
- [Video tutorial for Project Beneficiaries](#) 

This is the **Beneficiary's Dashboard**. Here you have the list of projects you are responsible for.

**Text Captions**

This is the **Beneficiary's Dashboard**. Here you have the list of projects you are responsible for.







Slide 15 - Slide 15



European Commission EAC Dissemination Platform Dashboards






Erasmus+ Beneficiary's Dashboard Site

Project List

Identifier	Title	Status	Key Action	Action Type	
2014-1-FR01-KA103-TRAINING-000207	Higher education student and staff mobility project	Available for submission after all results uploaded	Learning Mobility of Individuals	Higher education student and staff mobility	 
2014-1-FR01-KA200-TRAINING-008565	Harvesting with Marteloscope Methodology in a European Ring	Open for uploading results	Cooperation for innovation and the exchange of good practice	Strategic Partnerships addressing more than one field	 
2015-1-FR01-KA202-TRAINING-013192	e-Platforma UEK (Moodle)	Open for uploading results	Cooperation for innovation and the exchange of good practice	Strategic Partnerships for vocational education and training	 

< prev 1 next > for 3 project(s)

Useful Links

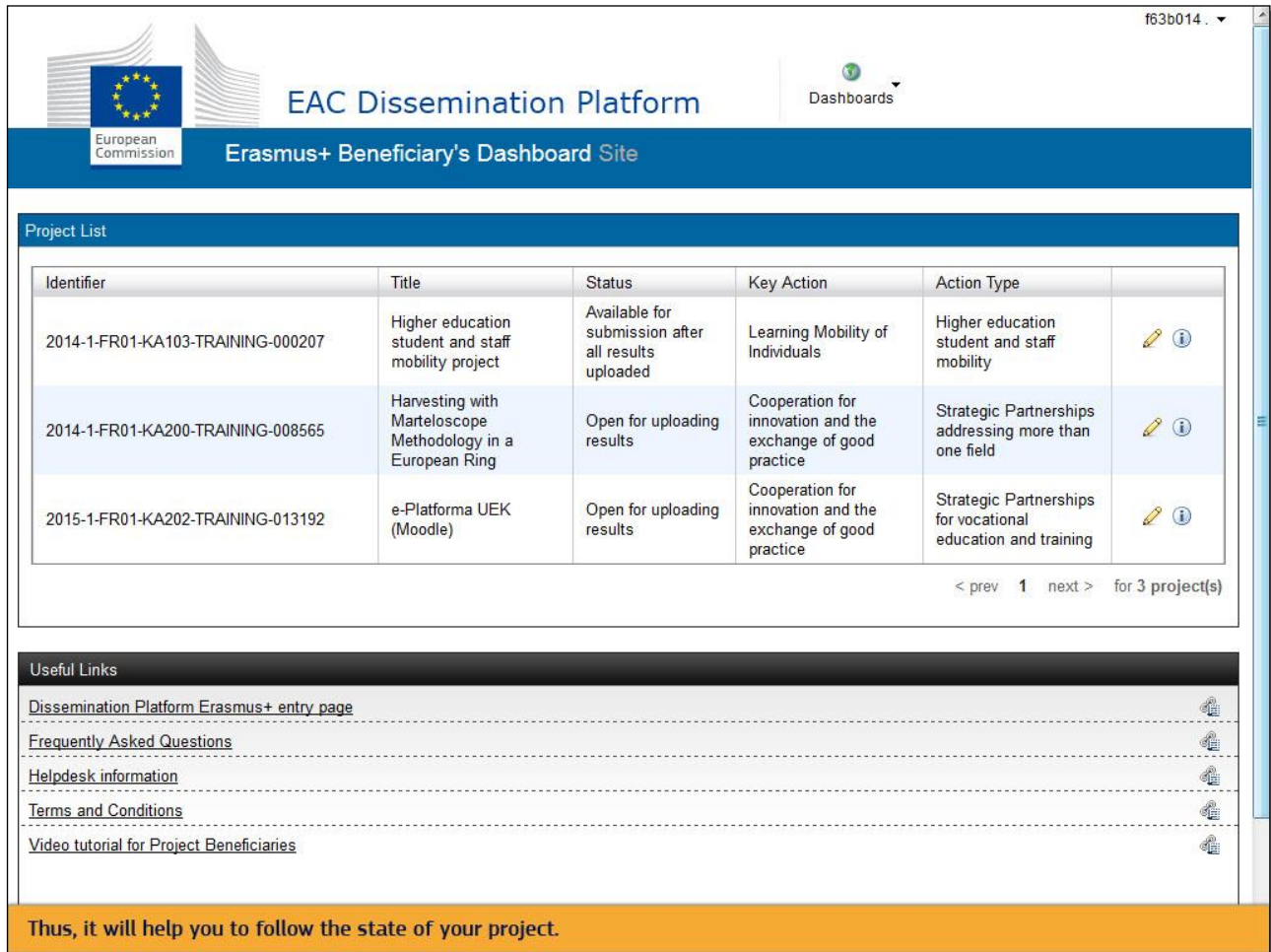
- [Dissemination Platform Erasmus+ entry page](#) 
- [Frequently Asked Questions](#) 
- [Helpdesk information](#) 
- [Terms and Conditions](#) 
- [Video tutorial for Project Beneficiaries](#) 

You can view the current Status of your projects, which will change when the End date of your project has been reached and in case your project results need to be modified.

**Text Captions**

You can view the current **Status** of your projects, which will change when the **End date** of your project has been reached and in case your project results need to be modified.







Slide 16 - Slide 16



European Commission EAC Dissemination Platform Dashboards






Erasmus+ Beneficiary's Dashboard Site

Project List

Identifier	Title	Status	Key Action	Action Type	
2014-1-FR01-KA103-TRAINING-000207	Higher education student and staff mobility project	Available for submission after all results uploaded	Learning Mobility of Individuals	Higher education student and staff mobility	 
2014-1-FR01-KA200-TRAINING-008565	Harvesting with Marteloscope Methodology in a European Ring	Open for uploading results	Cooperation for innovation and the exchange of good practice	Strategic Partnerships addressing more than one field	 
2015-1-FR01-KA202-TRAINING-013192	e-Platforma UEK (Moodle)	Open for uploading results	Cooperation for innovation and the exchange of good practice	Strategic Partnerships for vocational education and training	 

< prev 1 next > for 3 project(s)

Useful Links

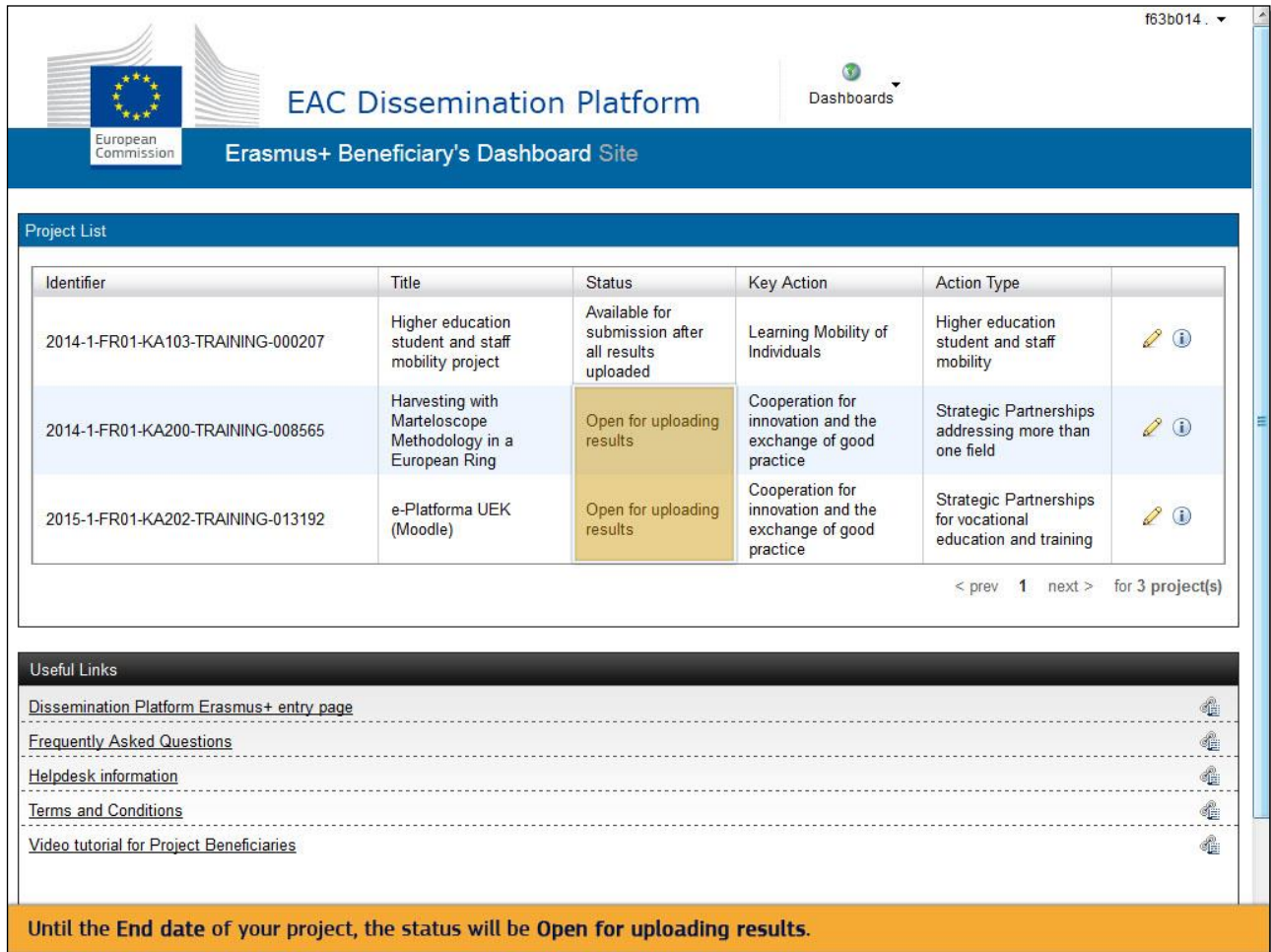
- [Dissemination Platform Erasmus+ entry page](#) 
- [Frequently Asked Questions](#) 
- [Helpdesk information](#) 
- [Terms and Conditions](#) 
- [Video tutorial for Project Beneficiaries](#) 

Thus, it will help you to follow the state of your project.

**Text Captions**

Thus, it will help you to follow the state of your project.







Slide 17 - Slide 17



European Commission EAC Dissemination Platform Dashboards






Erasmus+ Beneficiary's Dashboard Site

Project List

Identifier	Title	Status	Key Action	Action Type	
2014-1-FR01-KA103-TRAINING-000207	Higher education student and staff mobility project	Available for submission after all results uploaded	Learning Mobility of Individuals	Higher education student and staff mobility	 
2014-1-FR01-KA200-TRAINING-008565	Harvesting with Marteloscope Methodology in a European Ring	Open for uploading results	Cooperation for innovation and the exchange of good practice	Strategic Partnerships addressing more than one field	 
2015-1-FR01-KA202-TRAINING-013192	e-Platforma UEK (Moodle)	Open for uploading results	Cooperation for innovation and the exchange of good practice	Strategic Partnerships for vocational education and training	 

< prev 1 next > for 3 project(s)

Useful Links


- [Dissemination Platform Erasmus+ entry page](#) 
- [Frequently Asked Questions](#) 
- [Helpdesk information](#) 
- [Terms and Conditions](#) 
- [Video tutorial for Project Beneficiaries](#) 

Until the End date of your project, the status will be Open for uploading results.

**Text Captions**

Until the **End date** of your project, the status will be **Open for uploading results**.







Slide 18 - Slide 18



European Commission EAC Dissemination Platform Dashboards

Erasmus+ Beneficiary's Dashboard Site

Project List

Identifier	Title	Status	Key Action	Action Type	
2014-1-FR01-KA200-TRAINING-008565	Harvesting with Marteloscope Methodology in a European Ring	Open for uploading results	Cooperation for innovation and the exchange of good practice	Strategic Partnerships addressing more than one field	 
2014-1-FR01-KA103-TRAINING-000207	Higher education student and staff mobility project	Available for submission after all results uploaded	Learning Mobility of Individuals	Higher education student and staff mobility	 
2015-1-FR01-KA202-TRAINING-013192	e-Platforma UEK (Moodle)	Open for uploading results	Cooperation for innovation and the exchange of good practice	Strategic Partnerships for vocational education and training	 

< prev 1 next > for 3 project(s)

Useful Links

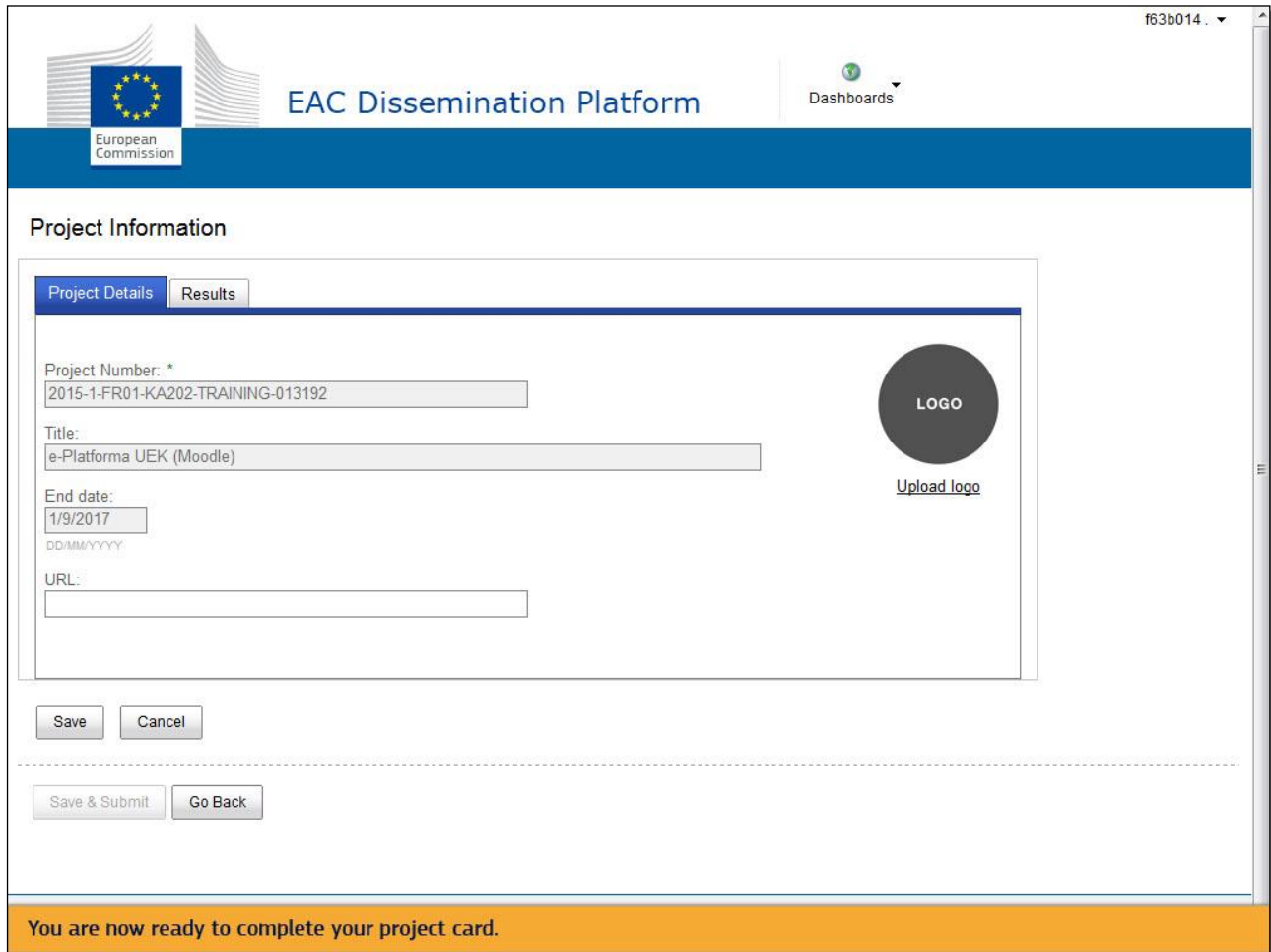
- [Dissemination Platform Erasmus+ entry page](#)
- [Frequently Asked Questions](#)
- [Helpdesk information](#)
- [Terms and Conditions](#)
- [Video tutorial for Project Beneficiaries](#)

In order to edit the project card click on the Edit icon.

**Text Captions**

In order to edit the project card click on the **Edit** icon.

Slide 21 - Slide 21



The screenshot shows the 'Project Information' page on the EAC Dissemination Platform. The page header includes the European Commission logo and the text 'EAC Dissemination Platform'. A 'Dashboards' menu is visible in the top right. The main content area is titled 'Project Information' and contains a form with two tabs: 'Project Details' (selected) and 'Results'. The form fields are as follows:

- Project Number: \* (2015-1-FR01-KA202-TRAINING-013192)
- Title: (e-Platforma UEK (Moodle))
- End date: (1/9/2017) with a format hint 'DD/MM/YYYY'
- URL: (empty)

There is a circular logo placeholder labeled 'LOGO' with an 'Upload logo' link below it. At the bottom of the form are buttons for 'Save', 'Cancel', 'Save & Submit', and 'Go Back'. A dashed horizontal line separates the form from a confirmation message at the bottom of the page: 'You are now ready to complete your project card.'

**Text Captions**

You are now ready to complete your project card.



Slide 22 - Slide 22

The screenshot shows the 'Project Information' page of the EAC Dissemination Platform. The page header includes the European Commission logo and the text 'EAC Dissemination Platform'. A 'Dashboards' menu is visible in the top right. The main content area is titled 'Project Information' and contains two tabs: 'Project Details' (selected) and 'Results'. The 'Project Details' tab contains the following form fields:

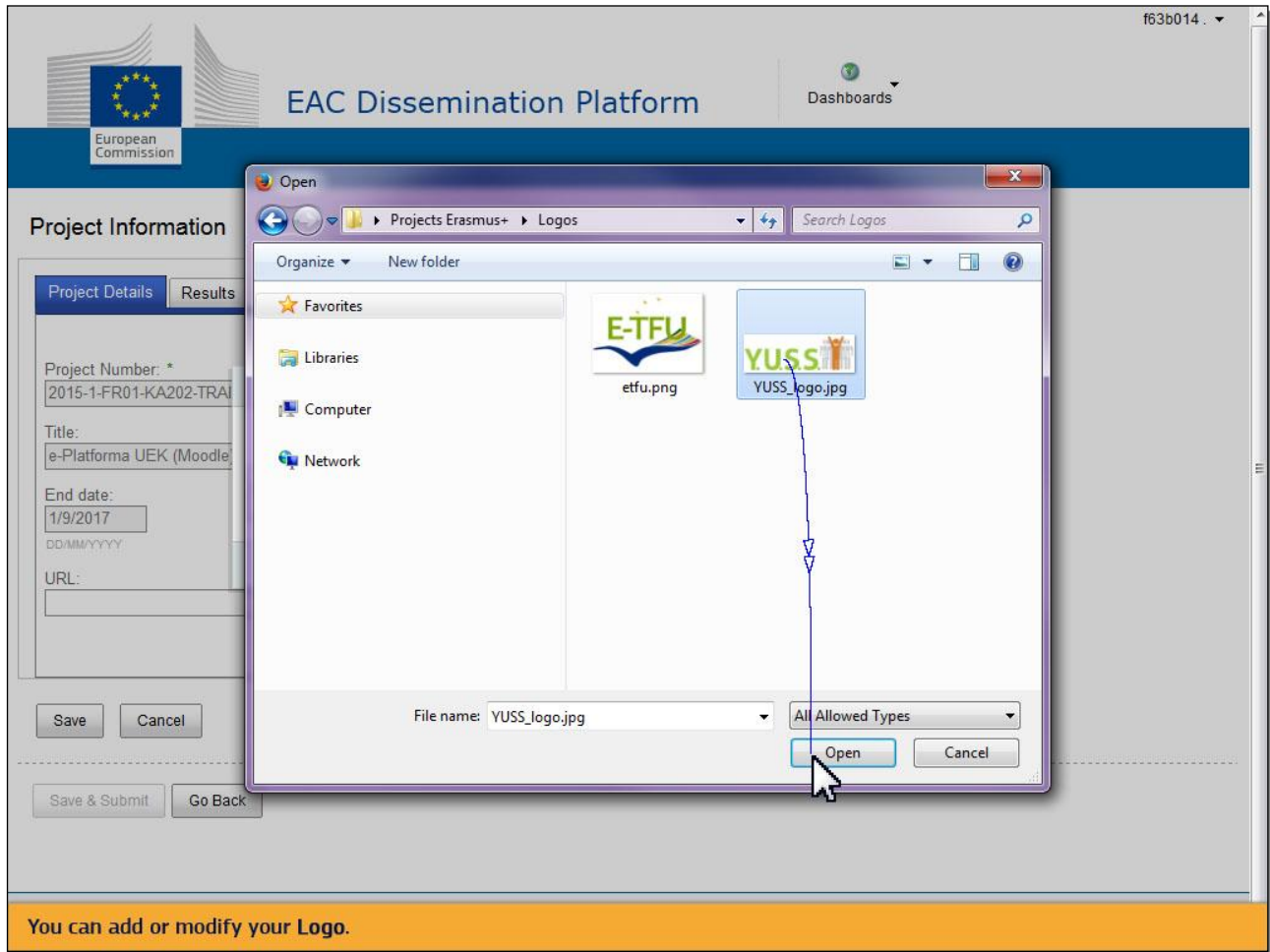
- Project Number: \***: 2015-1-FR01-KA202-TRAINING-013192
- Title:** e-Platforma UEK (Moodle)
- End date:** 1/9/2017 (format: DD/MM/YYYY)
- URL:** (empty field)

To the right of these fields is a square placeholder for a logo with the word 'LOGO' in the center. Below the placeholder is a button labeled 'Upload logo'. A blue arrow points from the right side of the page towards the 'Upload logo' button. At the bottom of the form area, there are two buttons: 'Save' and 'Cancel'. Below a dashed line, there are two more buttons: 'Save & Submit' and 'Go Back'. At the very bottom of the page, a yellow banner contains the text: 'You can add or modify your Logo.'

**Text Captions**

You can add or modify your **Logo**.

Slide 25 - Slide 25



**Text Captions**

You can add or modify your **Logo**.

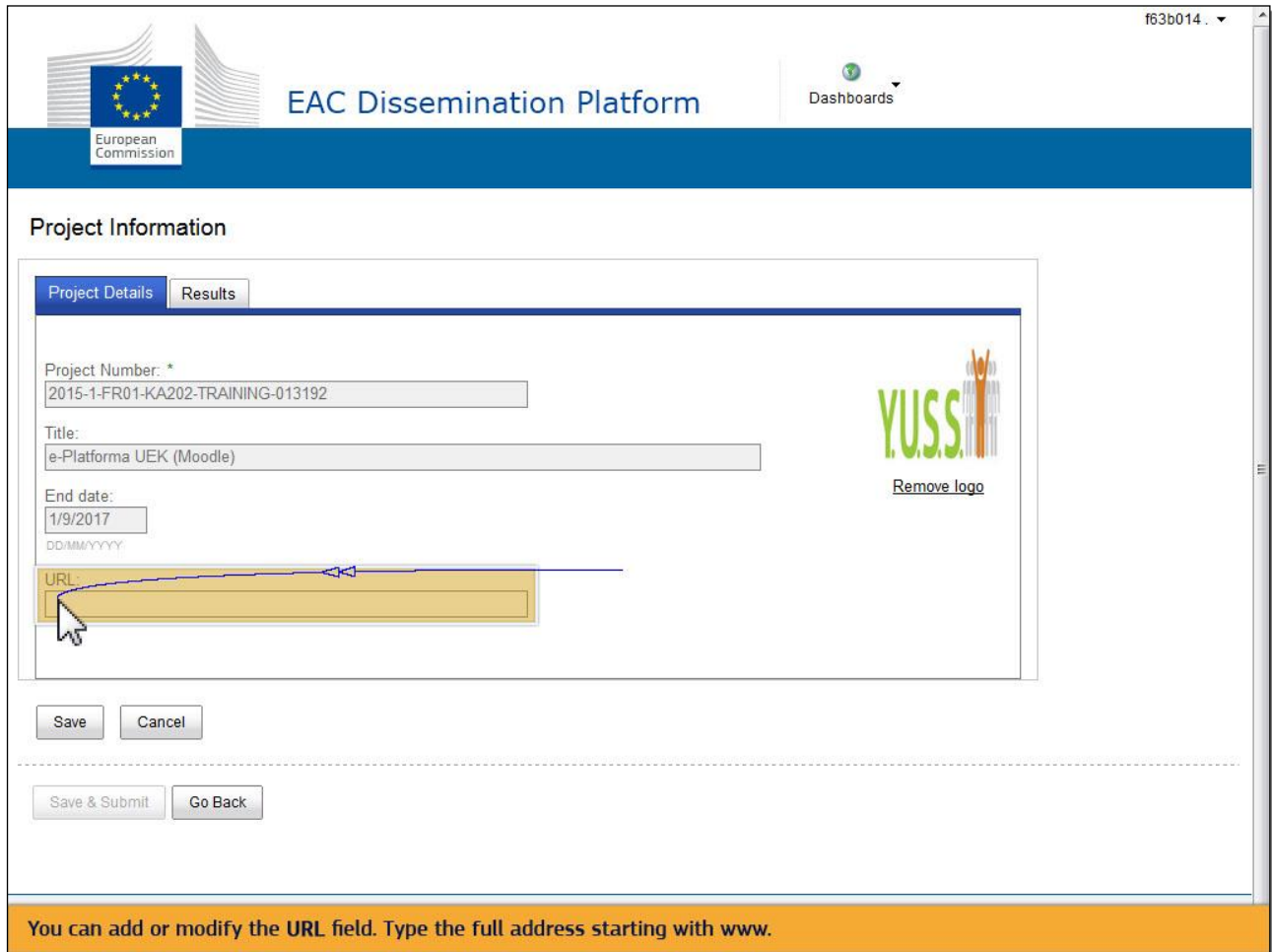
Slide 30 - Slide 30

The screenshot displays the EAC Dissemination Platform interface. At the top, there is a header with the European Commission logo and the text "EAC Dissemination Platform". A "Dashboards" menu is visible on the right. The main content area is titled "Project Information" and contains a form with tabs for "Project Details" and "Results". The "Project Details" tab is active, showing fields for "Project Number" (2015-1-FR01-KA202-TRA), "Title" (e-Platforma UEK (Moodle)), "End date" (1/9/2017), and "URL". An "Upload File" dialog box is overlaid on the form, showing a progress bar at 100% and a message "YUSS\_logo.jpg (13 KB) Success". An "OK" button is highlighted with a mouse cursor. Below the form are "Save" and "Cancel" buttons, and further down, "Save & Submit" and "Go Back" buttons. At the bottom of the page, an orange banner contains the text "You can add or modify your Logo."

**Text Captions**

You can add or modify your **Logo**.

Slide 31 - Slide 31



European Commission

EAC Dissemination Platform

Dashboards

Project Information

Project Details Results

Project Number: \*  
2015-1-FR01-KA202-TRAINING-013192

Title:  
e-Platforma UEK (Moodle)

End date:  
1/9/2017  
DD/MM/YYYY

URL

YUSS  
Remove logo

Save Cancel

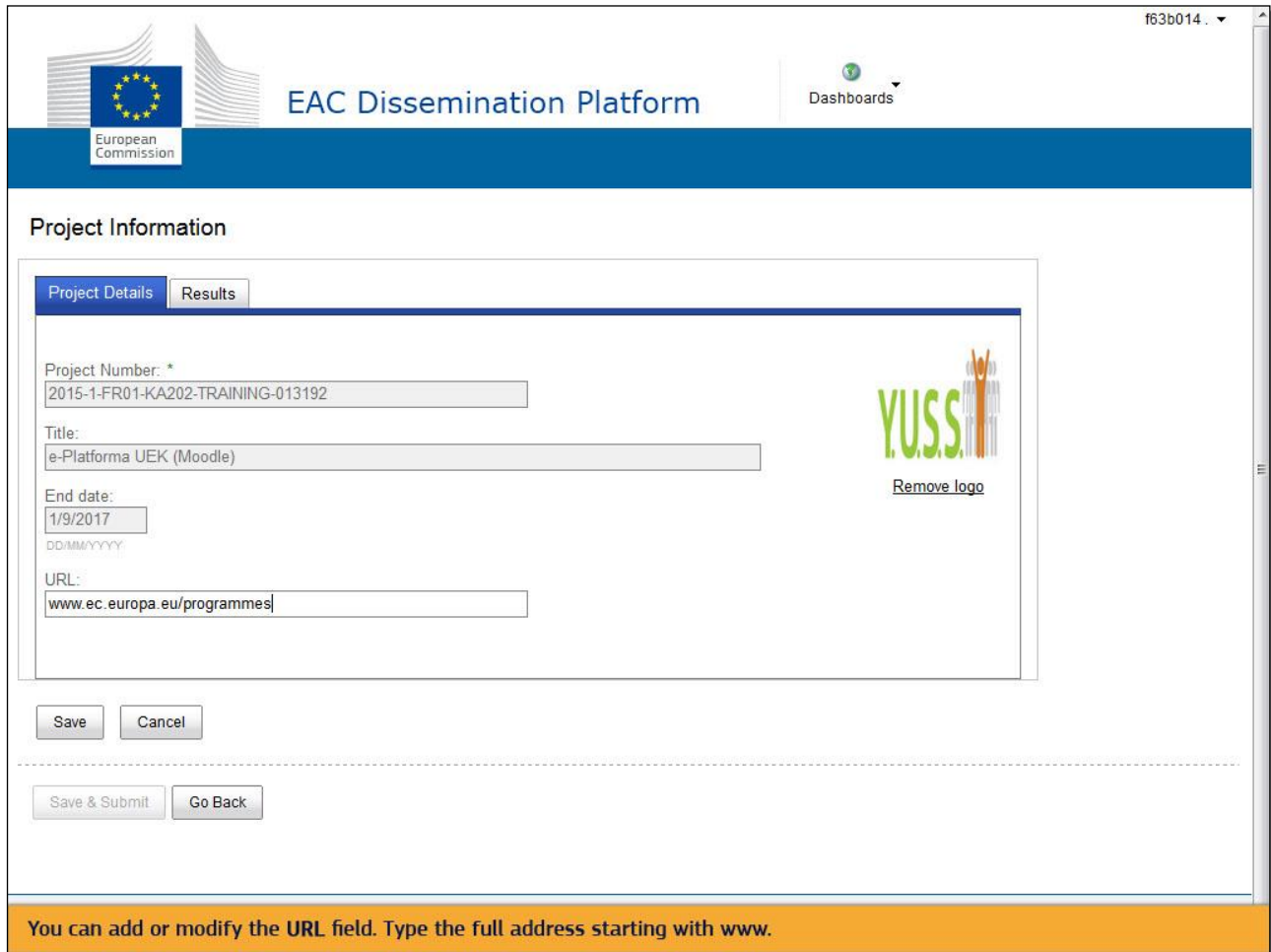
Save & Submit Go Back

You can add or modify the URL field. Type the full address starting with www.

**Text Captions**

You can add or modify the **URL** field. Type the full address starting with www.

Slide 32 - Slide 32



European Commission

EAC Dissemination Platform

Dashboards

Project Information

Project Details Results

Project Number: \*  
2015-1-FR01-KA202-TRAINING-013192

Title:  
e-Platforma UEK (Moodle)

End date:  
1/9/2017  
DD/MM/YYYY

URL:  
www.ec.europa.eu/programmes

YUSS  
Remove logo

Save Cancel

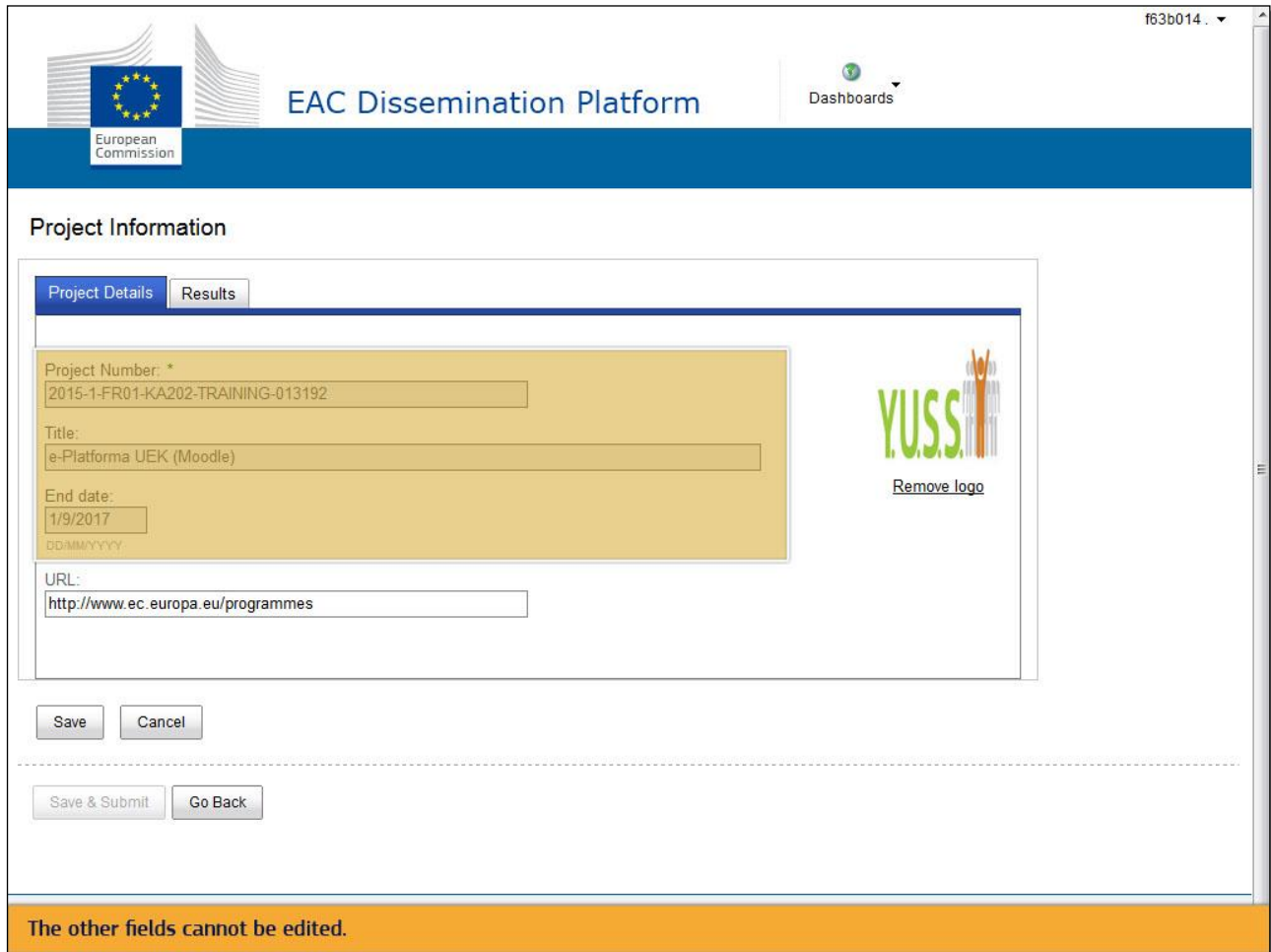
Save & Submit Go Back

You can add or modify the URL field. Type the full address starting with www.

**Text Captions**

You can add or modify the **URL** field. Type the full address starting with www.

Slide 33 - Slide 33



European Commission

EAC Dissemination Platform

Dashboards

Project Information

Project Details Results

Project Number: \*  
2015-1-FR01-KA202-TRAINING-013192

Title:  
e-Platforma UEK (Moodle)

End date:  
1/9/2017  
DD/MM/YYYY

URL:  
http://www.ec.europa.eu/programmes

YUSS  
Remove logo

Save Cancel

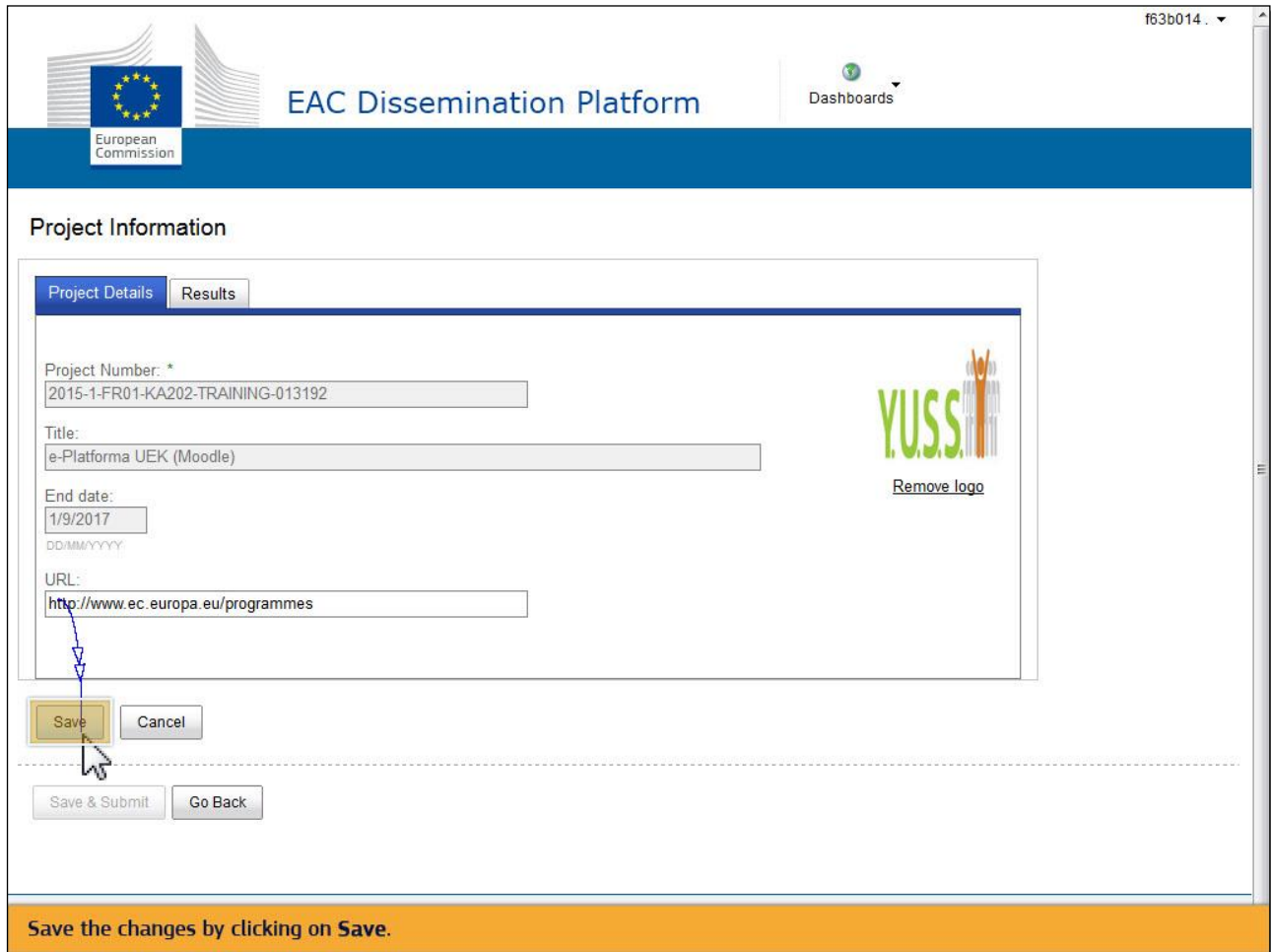
Save & Submit Go Back

The other fields cannot be edited.

**Text Captions**

The other fields cannot be edited.

Slide 34 - Slide 34



The screenshot shows the 'Project Information' page on the EAC Dissemination Platform. The page header includes the European Commission logo and the text 'EAC Dissemination Platform'. The 'Project Information' section has two tabs: 'Project Details' (selected) and 'Results'. The form contains the following fields and values:

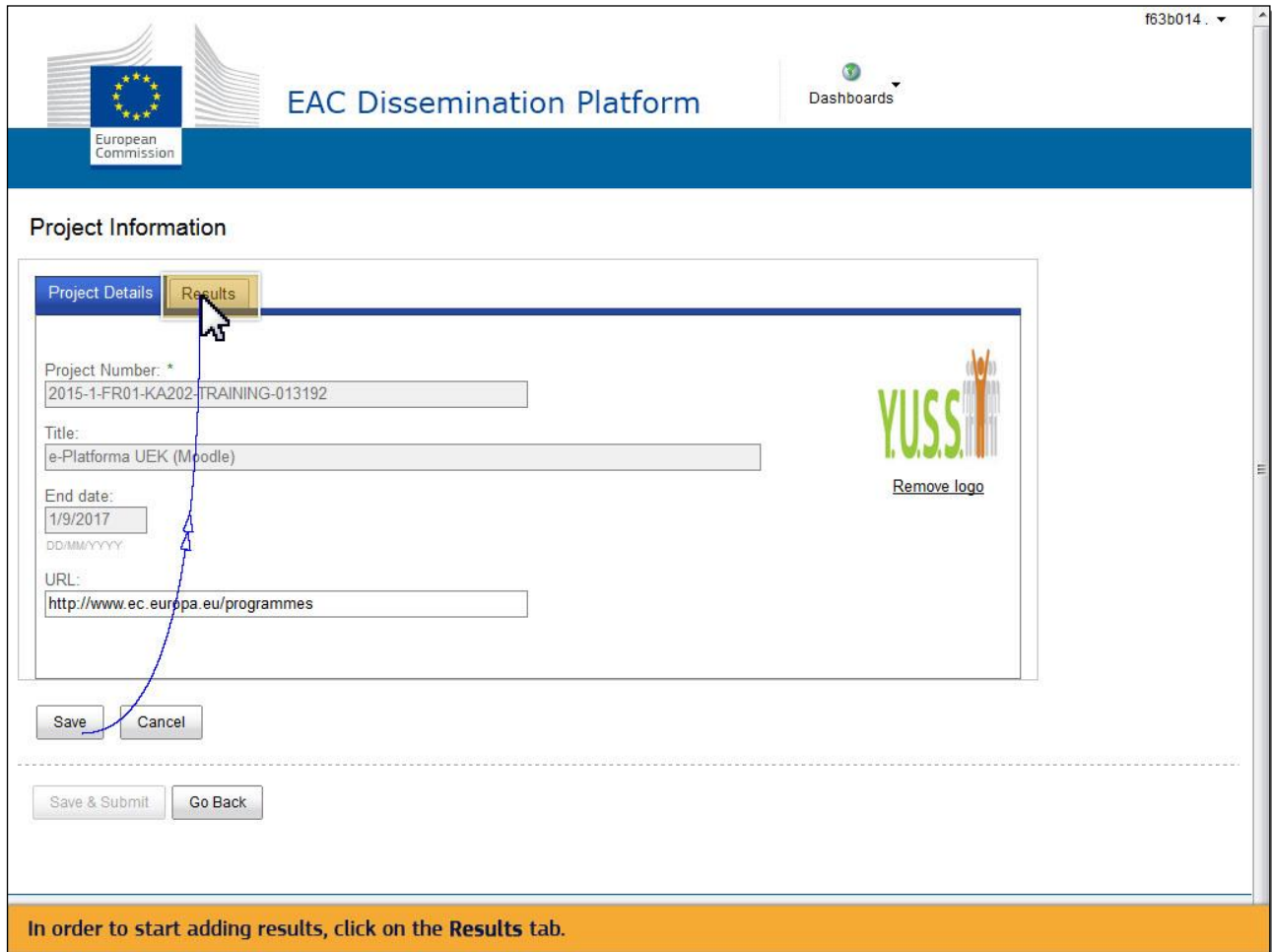
- Project Number: \* 2015-1-FR01-KA202-TRAINING-013192
- Title: e-Platforma UEK (Moodle)
- End date: 1/9/2017 (format: DD/MM/YYYY)
- URL: http://www.ec.europa.eu/programmes

There is a 'YUSS' logo on the right side of the form with a 'Remove logo' link below it. At the bottom of the form, there are two buttons: 'Save' (highlighted with a yellow box and a blue arrow) and 'Cancel'. Below the form, there are two more buttons: 'Save & Submit' and 'Go Back'. At the very bottom, an orange bar contains the text: 'Save the changes by clicking on Save.'

**Text Captions**

Save the changes by clicking on **Save**.

Slide 35 - Slide 35



European Commission

EAC Dissemination Platform

Dashboards

Project Information

Project Details Results

Project Number: \*  
2015-1-FR01-KA202-TRAINING-013192

Title:  
e-Platforma UEK (Moodle)

End date:  
1/9/2017  
DD/MM/YYYY

URL:  
http://www.ec.europa.eu/programmes

YUSS  
Remove logo

Save Cancel

Save & Submit Go Back

In order to start adding results, click on the Results tab.

**Text Captions**

In order to start adding results, click on the **Results** tab.



Slide 37 - Slide 37

The screenshot displays the 'EAC Dissemination Platform' interface. At the top left is the European Commission logo. The main header reads 'EAC Dissemination Platform' and 'Dashboards'. The page is titled 'Project Information' and has two tabs: 'Project Details' and 'Results'. The 'Results' tab is active, showing a table with columns 'Title', 'Description', and 'Files'. The table contains the text 'No records found.' and navigation links '< prev next > for 0 result(s)'. Below the table is a yellow 'Add Result' button. A blue arrow points from this button to the 'Results' tab. Below the 'Add Result' button is a message: 'You need to **select a result** to display its attachments'. Below this message is another 'No records found.' text. At the bottom of the form are 'Save' and 'Cancel' buttons. Below a dashed line are 'Save & Submit' and 'Go Back' buttons. A yellow banner at the bottom of the screenshot contains the text: 'To add a new result click on **Add Result**.'

**Text Captions**

To add a new result click on **Add Result**.

Slide 38 - Slide 38

The screenshot shows the EAC Dissemination Platform interface. At the top, there is the European Commission logo and the text 'EAC Dissemination Platform'. A 'Dashboards' menu is visible in the top right. The main content area is titled 'Project Information' and contains a 'Project Details' tab and a 'Results' tab. The 'Results' tab shows 'No records found.' and an 'Add Result' button. A modal dialog box titled 'Add result' is open, featuring a 'Title: \*' text input field with a 'Maximum characters size: 256' label, and a 'Description: \*' text area with a 'Maximum characters size: 1000' label. Both fields are currently empty. The dialog box has 'Save' and 'Cancel' buttons at the bottom. Below the dialog box, a yellow banner contains the text: 'Type a Title and provide a Description for the result.'

**Text Captions**

Type a **Title** and provide a **Description** for the result.

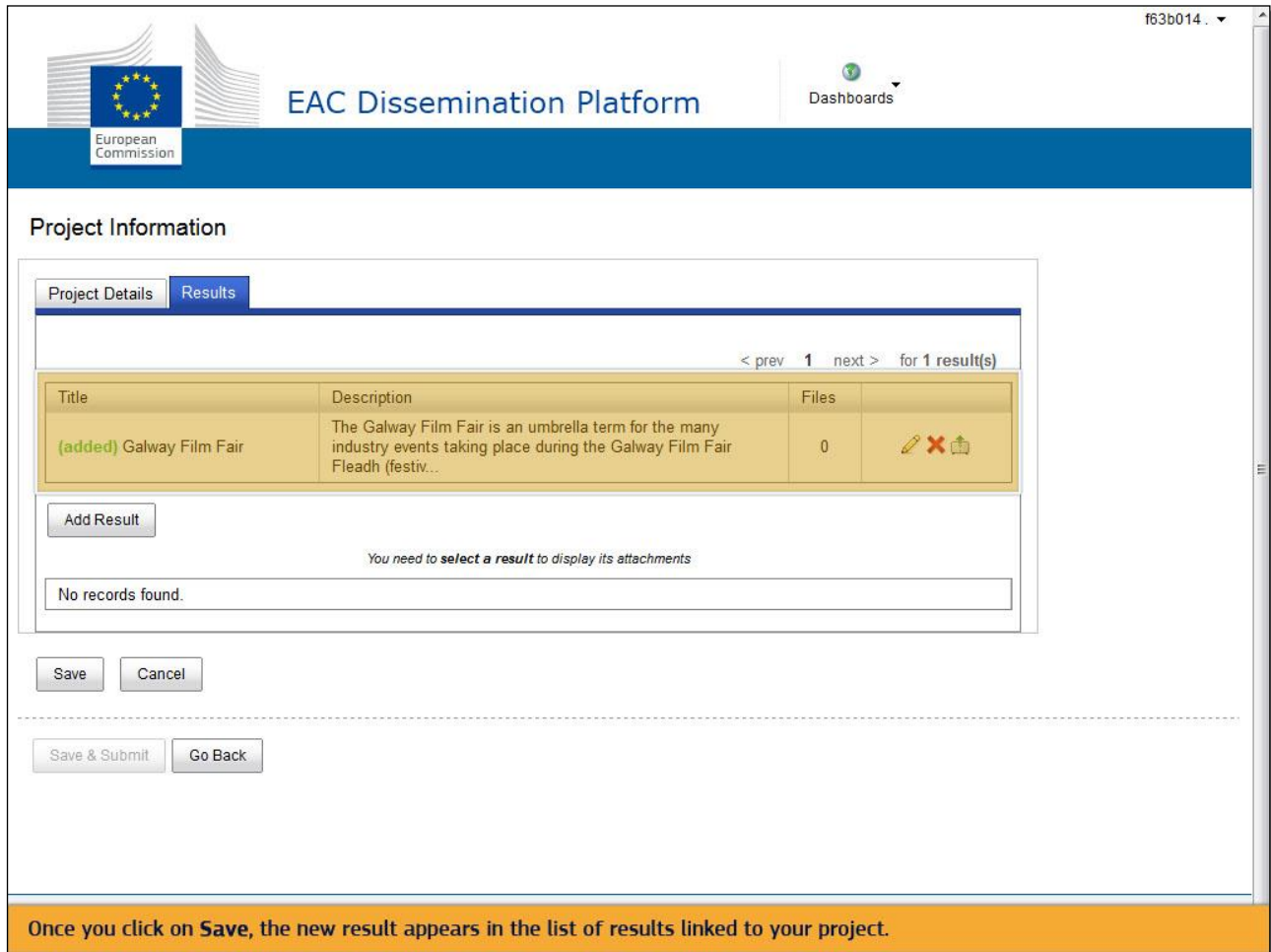
Slide 43 - Slide 43

The screenshot displays the 'EAC Dissemination Platform' interface. A modal dialog titled 'Add result' is open, allowing a user to enter details for a new result. The 'Title' field contains 'Galway Film Fair' with a character limit of 256. The 'Description' field contains a paragraph: 'The Galway Film Fair is an umbrella term for the many industry events taking place during the Galway Film Fair Fleadh (festival) for the benefit of the European audio-visual industry.' with a character limit of 1000. A mouse cursor is positioned over the 'Save' button at the bottom of the dialog. In the background, the 'Project Information' section is visible, showing a search for 'Title' with 'No records found.' and buttons for 'Add Result', 'Save', 'Cancel', 'Save & Submit', and 'Go Back'. An orange banner at the bottom of the dialog area contains the text: 'Type a Title and provide a Description for the result.'

**Text Captions**

Type a **Title** and provide a **Description** for the result.

Slide 46 - Slide 46



The screenshot shows the 'EAC Dissemination Platform' interface. At the top, there is a header with the European Commission logo and the text 'EAC Dissemination Platform'. Below the header, there is a 'Project Information' section. Inside this section, there are two tabs: 'Project Details' and 'Results'. The 'Results' tab is active, showing a table with one result. The table has columns for 'Title', 'Description', and 'Files'. The result is titled '(added) Galway Film Fair' and has 0 files. Below the table, there is an 'Add Result' button and a message: 'You need to select a result to display its attachments'. At the bottom of the interface, there are buttons for 'Save', 'Cancel', 'Save & Submit', and 'Go Back'. A yellow banner at the bottom of the screenshot contains the text: 'Once you click on Save, the new result appears in the list of results linked to your project.'

**Text Captions**

Once you click on **Save**, the new result appears in the list of results linked to your project.

Slide 47 - Slide 47

The screenshot shows the EAC Dissemination Platform interface. At the top, there is a header with the European Commission logo and the text "EAC Dissemination Platform". Below this is a "Project Information" section with two tabs: "Project Details" and "Results". The "Results" tab is active, displaying a table with one result. The table has columns for "Title", "Description", and "Files". The first row shows a result titled "(added) Galway Film Fair" with a description: "The Galway Film Fair is an umbrella term for the many industry events taking place during the Galway Film Fair Fleadh (festiv...)" and 0 files. Below the table is an "Add Result" button and a message: "You need to select a result to display its attachments". At the bottom of the interface, there are buttons for "Save", "Cancel", "Save & Submit", and "Go Back". A blue arrow points from the "Add Result" button to the "Save & Submit" button.

Title	Description	Files
(added) Galway Film Fair	The Galway Film Fair is an umbrella term for the many industry events taking place during the Galway Film Fair Fleadh (festiv...	0

No records found.

**Text Captions**

You can create as many results as you wish by repeating the same steps.

Slide 50 - Slide 50

The screenshot displays the 'EAC Dissemination Platform' interface. A modal dialog titled 'Add result' is open, allowing the user to add a new result to a project. The dialog contains the following fields:

- Title:** \* New audiences and creations (Maximum characters size: 256)
- Description:** \* SYMBOLS is an innovative interdisciplinary cooperation project that pretends to create and test new approaches to discover European Cemeteries, in order reinforce the knowledge and public awareness on its hidden heritage. (Maximum characters size: 1000)

At the bottom of the dialog are 'Save' and 'Cancel' buttons. A blue arrow points from the 'Add Result' button in the background to the 'Save' button in the dialog. The background interface shows the 'Project Information' section with a 'Project Details' tab selected, displaying the title '(added) Galway Film F...' and an 'Add Result' button. Below the dialog, a yellow banner contains the text: 'You can create as many results as you wish by repeating the same steps.'

**Text Captions**

You can create as many results as you wish by repeating the same steps.

Slide 52 - Slide 52

The screenshot displays the EAC Dissemination Platform interface. At the top, there is a header with the European Commission logo and the text "EAC Dissemination Platform". A "Dashboards" menu is visible in the top right. Below the header, the "Project Information" section is active, with tabs for "Project Details" and "Results". The "Results" tab shows a table with two entries:

Title	Description	Files	Actions
(added) Galway Film Fair	The Galway Film Fair is an umbrella term for the many industry events taking place during the Galway Film Fair Fleadh (festiv...	0	[Edit] [Delete] [Attach]
(added) New audiences and creations	SYMBOLS is an innovative interdisciplinary cooperation project that pretends to create and test new approaches to discover Eu...	0	[Edit] [Delete] [Attach]

Below the table, there is an "Add Result" button and a message: "You need to select a result to display its attachments". A "No records found." message is also present. At the bottom of the interface, there are "Save" and "Cancel" buttons, and a dashed line above "Save & Submit" and "Go Back" buttons. An orange banner at the very bottom states: "You are now able to perform three different actions on each result such as edit, delete and attach files by clicking on the icons."

**Text Captions**

You are now able to perform three different actions on each result such as edit, delete and attach files by clicking on the icons.

Slide 53 - Slide 53

The screenshot shows the EAC Dissemination Platform interface. At the top, there is the European Commission logo and the text "EAC Dissemination Platform". Below this is a "Project Information" section with tabs for "Project Details" and "Results". The "Results" tab is active, displaying a table with two rows of results. The first row is titled "(added) Galway Film Fair" and the second is "(added) New audiences and creations". Both rows have "0" in the "Files" column. A blue arrow points to the delete icon (a red 'X' over a trash can) in the first row. Below the table is an "Add Result" button and a message: "You need to select a result to display its attachments". At the bottom of the interface, there are buttons for "Save", "Cancel", "Save & Submit", and "Go Back". A yellow banner at the very bottom contains the text: "Let's delete one result. Click on the Delete icon and confirm."

Title	Description	Files	
(added) Galway Film Fair	The Galway Film Fair is an umbrella term for the many industry events taking place during the Galway Film Fair Fleadh (festiv...	0	
(added) New audiences and creations	SYMBOLS is an innovative interdisciplinary cooperation project that pretends to create and test new approaches to discover Eu...	0	

**Text Captions**

Let's delete one result. Click on the **Delete** icon and confirm.



Slide 54 - Slide 54

The screenshot displays the EAC Dissemination Platform interface. At the top, there is a header with the European Commission logo and the text "EAC Dissemination Platform". Below this, the "Project Information" section is visible, with tabs for "Project Details" and "Results". The "Results" tab is active, showing a table with two rows of results. A confirmation dialog box is overlaid on the table, asking "Do you want to delete the result?" with "Yes" and "Cancel" buttons. A blue arrow points from the "Delete" icon in the table to the "Yes" button in the dialog. Below the table, there is an "Add Result" button and a section for "Attachments for selected result:" with fields for "Name" and "Type". At the bottom of the interface, there are "Save", "Cancel", "Save & Submit", and "Go Back" buttons. A yellow banner at the very bottom contains the text: "Let's delete one result. Click on the **Delete** icon and confirm."

**Text Captions**

Let's delete one result. Click on the **Delete** icon and confirm.

Slide 56 - Slide 56

The screenshot shows the EAC Dissemination Platform interface. At the top, there is a header with the European Commission logo and the text "EAC Dissemination Platform". Below this is a "Project Information" section with two tabs: "Project Details" and "Results". The "Results" tab is active, displaying a table with one row. The table has columns for "Title", "Description", and "Files". The row contains the text "(added) New audiences and creations", "SYMBOLS is an innovative interdisciplinary cooperation project that pretends to create and test new approaches to discover Eu...", and "0". Below the table is an "Add Result" button and a message: "You need to select a result to display its attachments". At the bottom of the interface, there are buttons for "Save", "Cancel", "Save & Submit", and "Go Back". A yellow banner at the bottom of the screenshot contains the text: "The result is deleted and will no longer appear in the list."

**Text Captions**

The result is deleted and will no longer appear in the list.

Slide 57 - Slide 57

The screenshot shows the EAC Dissemination Platform interface. At the top, there is a header with the European Commission logo and the text "EAC Dissemination Platform". Below this is a "Project Information" section with two tabs: "Project Details" and "Results". The "Results" tab is active, displaying a table with one result. The table has columns for "Title", "Description", and "Files". The first row contains the text "(added) New audiences and creations", a description of the SYMBOLS project, and the number "0". To the right of the "Files" column, there is an "Add attachments" icon (a yellow box with a plus sign) which is highlighted by a mouse cursor. A blue arrow points from this icon to a text box below the table that says "No records found." Below the table, there are buttons for "Add Result", "Save", "Cancel", "Save & Submit", and "Go Back". At the bottom of the interface, there is an orange banner with the text: "Attach files relating to the project result, by clicking on the Add attachments icon."

**Text Captions**

Attach files relating to the project result, by clicking on the **Add attachments** icon.

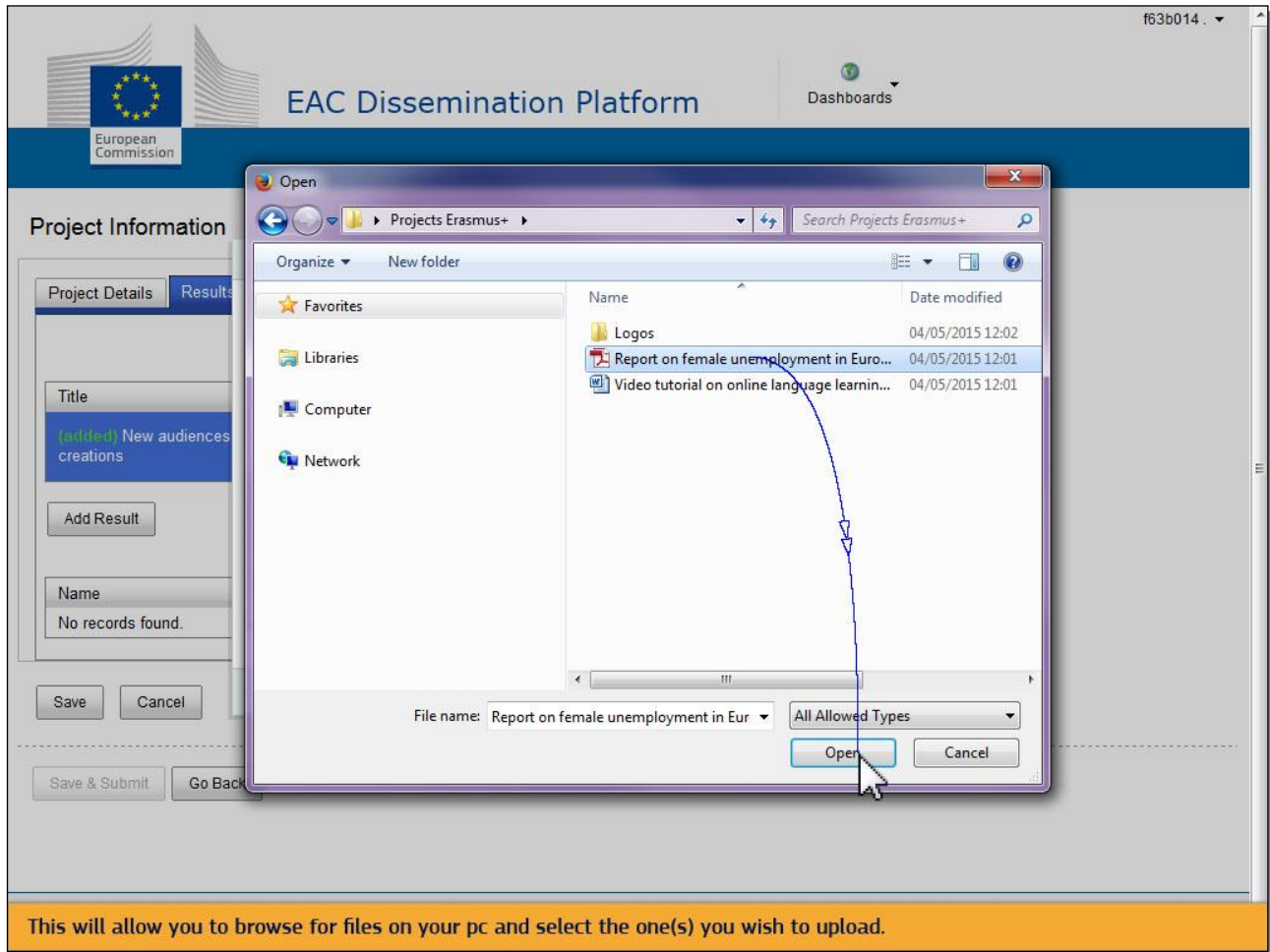
Slide 58 - Slide 58

The screenshot displays the EAC Dissemination Platform interface. At the top, there is a header with the European Commission logo and the text "EAC Dissemination Platform". A "Dashboards" menu is visible in the top right. The main content area is titled "Project Information" and contains a sidebar with "Project Details" and "Results" tabs. The "Results" tab is active, showing a list of results with a blue bar indicating "(added) New audiences creations". Below this, there are buttons for "Add Result", "Save", and "Cancel". A modal dialog box titled "Upload File(s)" is open in the center, featuring a file selection icon, the text "Select file(s) to upload", and instructions "Use CTRL or SHIFT to select multiple files". The dialog box also contains a message "No files to display, click icon to select file(s) to upload" and buttons for "Upload File(s)" and "Cancel". At the bottom of the page, an orange banner contains the text: "This will allow you to browse for files on your pc and select the one(s) you wish to upload."

**Text Captions**

This will allow you to browse for files on your pc and select the one(s) you wish to upload.

Slide 60 - Slide 60



**Text Captions**

This will allow you to browse for files on your pc and select the one(s) you wish to upload.

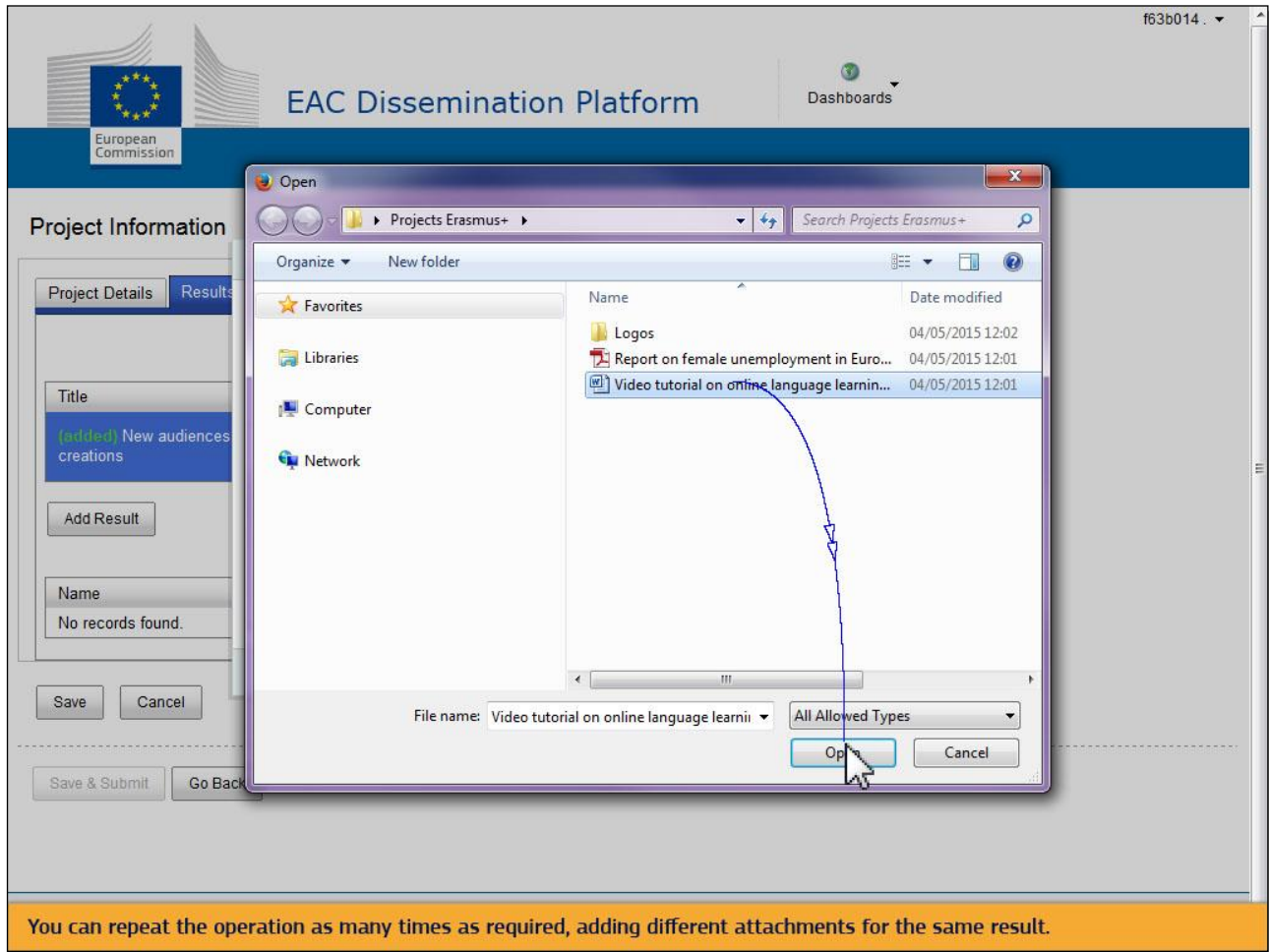
Slide 61 - Slide 61

The screenshot displays the EAC Dissemination Platform interface. At the top, there is a header with the European Commission logo and the text "EAC Dissemination Platform". A "Dashboards" menu is visible in the top right. The main content area is titled "Project Information" and contains a form with tabs for "Project Details" and "Results". The "Results" tab is active, showing a title field with the text "(added) New audiences creations" and a "Save" button. A modal dialog box titled "Upload File(s)" is overlaid on the form. The dialog has a "Select file(s) to upload" section with a file icon and the instruction "Use CTRL or SHIFT to select multiple files". Below this, a file named "Report on female unemployment in Europe.pdf (79" is listed with a "Remove" button. At the bottom of the dialog are "Upload File(s)" and "Cancel" buttons. A blue arrow points from the "Upload File(s)" button in the dialog to the "Save" button in the background form. At the bottom of the screenshot, an orange banner contains the text: "You can repeat the operation as many times as required, adding different attachments for the same result."

**Text Captions**

You can repeat the operation as many times as required, adding different attachments for the same result.

Slide 63 - Slide 63



**Text Captions**

You can repeat the operation as many times as required, adding different attachments for the same result.

Slide 64 - Slide 64

The screenshot displays the EAC Dissemination Platform interface. At the top, there is the European Commission logo and the text 'EAC Dissemination Platform'. A 'Dashboards' dropdown menu is visible. The main content area is titled 'Project Information' and contains a sidebar with 'Project Details' and 'Results' tabs. The 'Results' tab is active, showing a list of results. One result is highlighted: '(added) New audiences creations'. Below this, there is an 'Add Result' button. The 'Name' field shows 'No records found.' At the bottom of the sidebar are 'Save' and 'Cancel' buttons. A modal dialog box titled 'Upload File(s)' is open in the center. It has a close button (X) in the top right corner. The dialog contains a file selection area with the text 'Select file(s) to upload' and 'Use CTRL or SHIFT to select multiple files'. Below this, there is a table of uploaded files:

File Name	Size	Action
Video tutorial on online language learning.docx	1	Remove
Report on female unemployment in Europe.pdf	79	Remove

At the bottom of the dialog are 'Upload File(s)' and 'Cancel' buttons. Below the dialog, there are 'Save & Submit' and 'Go Back' buttons. A yellow banner at the bottom of the page contains the text: 'If you wish to delete one attachment click on Remove.'

**Text Captions**

If you wish to delete one attachment click on **Remove**.



Slide 65 - Slide 65

The screenshot displays the EAC Dissemination Platform interface. At the top, there is a header with the European Commission logo and the text 'EAC Dissemination Platform'. Below this, the 'Project Information' section is visible, with tabs for 'Project Details' and 'Results'. A modal dialog box titled 'Upload File(s)' is open in the center. It contains a list of files to be uploaded:

File Name	Size	Action
Video tutorial on online language learning.docx	1	Remove
Report on female unemployment in Europe.pdf	79	Remove

At the bottom of the dialog box, there are two buttons: 'Upload File(s)' and 'Cancel'. A mouse cursor is pointing at the 'Upload File(s)' button. Below the dialog box, there are buttons for 'Save', 'Cancel', 'Save & Submit', and 'Go Back'. At the bottom of the page, there is an orange banner with the text: 'In order to upload the attachments click on Upload File(s).'

**Text Captions**

In order to upload the attachments click on **Upload File(s)**.

Slide 66 - Slide 66

The screenshot shows the EAC Dissemination Platform interface. At the top, there is the European Commission logo and the text 'EAC Dissemination Platform'. A 'Dashboards' menu is visible. The main content area is titled 'Project Information' and has two tabs: 'Project Details' and 'Results'. The 'Results' tab is active, showing a table with the following content:

Title	Progress	File Name	Action
(added) New audiences creations	100%	Video tutorial on online language learning.docx (1)	Remove
	100%	Report...ope.pdf (79)	Remove

A tooltip 'Attachment: added successfully' is displayed over the second file. Below the table, the status is 'Status: 2/2 uploaded (0 failed)'. The background interface includes buttons for 'Add Result', 'Save', 'Cancel', 'Save & Submit', and 'Go Back'. An orange banner at the bottom of the screenshot contains the text: 'In order to upload the attachments click on Upload File(s).'

**Text Captions**

In order to upload the attachments click on **Upload File(s)**.

Slide 67 - Slide 67

The screenshot shows the EAC Dissemination Platform interface. At the top, there is the European Commission logo and the text 'EAC Dissemination Platform'. A 'Dashboards' menu is visible. The main content area is titled 'Project Information' and contains a sidebar with 'Project Details' and 'Results' tabs. The 'Results' tab shows a table with one entry: '(added) New audiences creations'. Below this is an 'Add Result' button and a 'No records found.' message. The 'Upload File(s)' dialog box is open, showing two files being uploaded: 'Video tutorial on online language learning.docx (1)' and 'Report on female unemployment in Europe.pdf (79)'. Both files show a progress of 100%. The dialog box includes a 'Status: 2/2 uploaded (0 failed)' message and an 'OK' button. A mouse cursor is pointing at the 'OK' button. At the bottom of the screenshot, there is an orange banner with the text 'Click OK.'

Text Captions

Click OK.

Slide 68 - Slide 68

The screenshot shows the EAC Dissemination Platform interface. At the top, there is a header with the European Commission logo and the text "EAC Dissemination Platform". Below this is a "Project Information" section with two tabs: "Project Details" and "Results". The "Results" tab is active, displaying a table with the following data:

Title	Description	Files	
(added) New audiences and creations	SYMBOLS is an innovative interdisciplinary cooperation project that pretends to create and test new approaches to discover Eu...	2	

Below the table, there is a message: "You need to select a result to display its attachments". At the bottom of the interface, there are buttons for "Save", "Cancel", "Save & Submit", and "Go Back". A blue arrow points from the "Files" column to the message.

**Selected Files result to display its attachments have been uploaded for each result.**

**Text Captions**

In the **Files** column you see how many attachments have been uploaded for each result.  
 Select the result to display its attachments.

Slide 69 - Slide 69

The screenshot shows the EAC Dissemination Platform interface. At the top, there is a header with the European Commission logo and the text "EAC Dissemination Platform". A "Dashboards" menu is visible on the right. Below the header, the "Project Information" section is active, with tabs for "Project Details" and "Results". The "Results" tab displays a table with one result. The table has columns for Title, Description, and Files. The result is titled "(added) New audiences and creations" and has 2 files. Below the table, there is an "Add Result" button and a section for "Attachments for selected result:" containing two rows of attachments with their names and types. At the bottom of the interface, there are "Save" and "Cancel" buttons, and a "Save & Submit" button which is highlighted in yellow. A message at the bottom states: "Please, note that the Save & Submit button is inactive until the End date of your project is reached."

Title	Description	Files
(added) New audiences and creations	SYMBOLS is an innovative interdisciplinary cooperation project that pretends to create and test new approaches to discover Eu...	2

Name	Type
(added) Report on female unemployment in Europe.pdf	application/pdf
(added) Video tutorial on online language learning.docx	application/vnd.openxmlformats-officedocument.wordprocessingml.document

**Text Captions**

Please, note that the **Save & Submit** button is inactive until the **End date** of your project is reached.

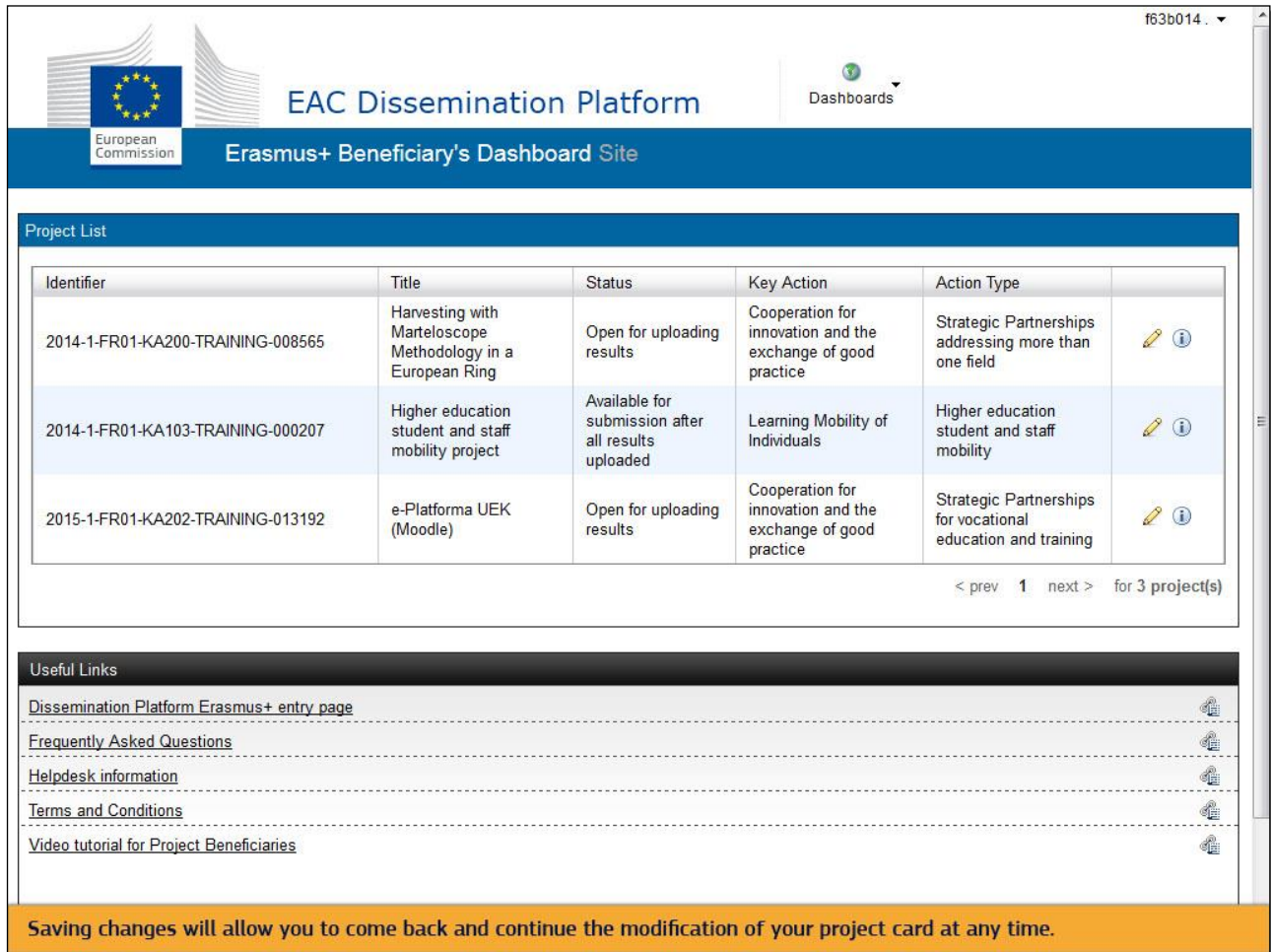
Slide 70 - Slide 70

The screenshot shows the EAC Dissemination Platform interface. At the top, there is a header with the European Commission logo and the text "EAC Dissemination Platform". A "Dashboards" menu is visible in the top right. The main content area is titled "Project Information" and contains two tabs: "Project Details" and "Results". The "Results" tab is active, displaying a table with one result. The table has columns for "Title", "Description", and "Files". The result is titled "(added) New audiences and creations" and has 2 files. Below the table is an "Add Result" button. Underneath, there is a section for "Attachments for selected result:" with a table listing two attachments: "Report on female unemployment in Europe.pdf" and "Video tutorial on online language learning.docx". At the bottom of the interface, there are buttons for "Save", "Cancel", "Save & Submit", and "Go Back". A yellow banner at the very bottom contains the text: "Do not forget to save your project card to ensure no loss of data. Click on Save."







**Text Captions**

Do not forget to save your project card to ensure no loss of data. Click on **Save**.

Slide 71 - Slide 71



The screenshot displays the 'Erasmus+ Beneficiary's Dashboard Site' interface. At the top, there is a header with the European Commission logo and the text 'EAC Dissemination Platform' and 'Erasmus+ Beneficiary's Dashboard Site'. A 'Dashboards' menu is visible in the top right. Below the header is a 'Project List' section containing a table with the following data:

Identifier	Title	Status	Key Action	Action Type	
2014-1-FR01-KA200-TRAINING-008565	Harvesting with Marteloscope Methodology in a European Ring	Open for uploading results	Cooperation for innovation and the exchange of good practice	Strategic Partnerships addressing more than one field	 
2014-1-FR01-KA103-TRAINING-000207	Higher education student and staff mobility project	Available for submission after all results uploaded	Learning Mobility of Individuals	Higher education student and staff mobility	 
2015-1-FR01-KA202-TRAINING-013192	e-Platforma UEK (Moodle)	Open for uploading results	Cooperation for innovation and the exchange of good practice	Strategic Partnerships for vocational education and training	 

Below the table, there is a navigation bar with '< prev 1 next >' and 'for 3 project(s)'. Underneath is a 'Useful Links' section with the following links:

- [Dissemination Platform Erasmus+ entry page](#)
- [Frequently Asked Questions](#)
- [Helpdesk information](#)
- [Terms and Conditions](#)
- [Video tutorial for Project Beneficiaries](#)

At the bottom of the dashboard, a yellow banner contains the text: 'Saving changes will allow you to come back and continue the modification of your project card at any time.'

**Text Captions**

Saving changes will allow you to come back and continue the modification of your project card at any time.

Slide 72 - Slide 72

The screenshot shows the EAC Dissemination Platform interface. At the top, there is a header with the European Commission logo and the text "EAC Dissemination Platform" and "Erasmus+ Beneficiary's Dashboard Site". A "Dashboards" menu is visible in the top right. Below the header is a "Project List" section containing a table with the following data:

Identifier	Title	Status	Key Action	Action Type	
2014-1-FR01-KA200-TRAINING-008565	Harvesting with Marteloscope Methodology in a European Ring	Open for uploading results	Cooperation for innovation and the exchange of good practice	Strategic Partnerships addressing more than one field	
2014-1-FR01-KA103-TRAINING-000207	Higher education student and staff mobility project	Available for submission after all results uploaded	Learning Mobility of Individuals	Higher education student and staff mobility	
2015-1-FR01-KA202-TRAINING-013192	e-Platforma UEK (Moodle)	Open for uploading results	Cooperation for innovation and the exchange of good practice	Strategic Partnerships for vocational education and training	

Below the table, there is a pagination control: "< prev 1 next > for 3 project(s)".

Underneath the table is a "Useful Links" section with the following links:

- [Dissemination Platform Erasmus+ entry page](#)
- [Frequently Asked Questions](#)
- [Helpdesk information](#)
- [Terms and Conditions](#)
- [Video tutorial for Project Beneficiaries](#)

At the bottom of the screenshot, there is a yellow banner with the text: "Open for uploading results in your dashboard for a limited time. After the end date, the status will change from Open for uploading results into Available for submission after all results uploaded and the Save & Submit button will be activated."

**Text Captions**

When the **End date** of your project has been reached, the **Status** of your project will change from **Open for uploading results** into **Available for submission after all results uploaded** and the **Save & Submit** button will be activated.



Slide 73 - Slide 73

The screenshot shows the EAC Dissemination Platform interface. At the top, there is the European Commission logo and the text 'EAC Dissemination Platform' and 'Erasmus+ Beneficiary's Dashboard Site'. A 'Dashboards' menu is visible in the top right. Below the header is a 'Project List' table with the following data:

Identifier	Title	Status	Key Action	Action Type	
2014-1-FR01-KA200-TRAINING-008565	Harvesting with Marteloscope Methodology in a European Ring	Open for uploading results	Cooperation for innovation and the exchange of good practice	Strategic Partnerships addressing more than one field	
2014-1-FR01-KA103-TRAINING-000207	Higher education student and staff mobility project	Available for submission after all results uploaded	Learning Mobility of Individuals	Higher education student and staff mobility	
2015-1-FR01-KA202-TRAINING-013192	e-Platforma UEK (Moodle)	Open for uploading results	Cooperation for innovation and the exchange of good practice	Strategic Partnerships for vocational education and training	

Below the table, there is a navigation bar with '< prev 1 next >' and 'for 3 project(s)'. Underneath is a 'Useful Links' section with the following links:

- [Dissemination Platform Erasmus+ entry page](#)
- [Frequently Asked Questions](#)
- [Helpdesk information](#)
- [Terms and Conditions](#)
- [Video tutorial for Project Beneficiaries](#)

At the bottom of the dashboard, there is an orange banner with the text: 'Let's view a project with status Available for submission after all results uploaded.'

**Text Captions**

Let's view a project with status **Available for submission after all results uploaded.**

Slide 75 - Slide 75




The screenshot shows the 'Project Information' page on the EAC Dissemination Platform. The page header includes the European Commission logo and the text 'EAC Dissemination Platform'. A 'Dashboards' menu is visible in the top right. The main content area has two tabs: 'Project Details' and 'Results'. The 'Project Details' tab is active, showing a form with the following fields: 'Project Number: \*' with the value '2014-1-FR01-KA103-TRAINING-000207', 'Title:' with the value 'Higher education student and staff mobility project', 'End date:' with the value '30/4/2015' and a 'DDMMYYYY' format indicator, and 'URL:' with the value 'http://www.ec.europa.eu/programmes'. There is an 'E-TFU' logo on the right side of the form with a 'Remove logo' link below it. Below the form are 'Save' and 'Cancel' buttons. At the bottom of the form area, there are 'Save & Submit' and 'Go Back' buttons. A blue arrow points from the 'Results' tab to the 'Save & Submit' button. An orange banner at the bottom of the page contains the text: 'As you see the Save & Submit button is activated because the End date of your project has been reached.'

**Text Captions**

As you see the **Save & Submit** button is activated because the **End date** of your project has been reached.

Slide 76 - Slide 76

The screenshot shows the EAC Dissemination Platform interface. At the top, there is a header with the European Commission logo and the text "EAC Dissemination Platform". A "Dashboards" menu is visible in the top right. Below the header, the "Project Information" section is active, with a sub-tab for "Results". A table displays one result with the following details:

Title	Description	Files	
(added) Audiovisual industry	It's egalitarian approach to introducing professionals, advanced in their fields of work, with both new and established talen...	0	  

Below the table, there is an "Add Result" button and a message: "You need to select a result to display its attachments". A "No records found." message is also present. At the bottom of the interface, there are "Save", "Cancel", "Save & Submit", and "Go Back" buttons. A yellow banner at the very bottom of the screenshot contains the text: "It's still possible to change or delete existing results and attachments or add new results and attachments."

**Text Captions**

It's still possible to change or delete existing results and attachments or add new results and attachments.

Slide 77 - Slide 77

The screenshot displays the EAC Dissemination Platform interface. At the top, there is a header with the European Commission logo and the text "EAC Dissemination Platform". A "Dashboards" menu is visible in the top right. The main content area is titled "Project Information" and contains a form with fields for "Title" (with a "(added)" status), "Name", and "Add Result" buttons. A modal dialog box titled "Upload File(s)" is overlaid on the form. The dialog has a close button (X) in the top right corner. It contains a "Select file(s) to upload" button with a folder icon, and instructions: "Use CTRL or SHIFT to select multiple files". Below this is a large empty rectangular area with the text "No files to display, click icon to select file(s) to upload". At the bottom of the dialog are "Upload File(s)" and "Cancel" buttons. A blue arrow points from the folder icon to the empty area. At the bottom of the main interface, there is an orange banner with the text: "It's still possible to change or delete existing results and attachments or add new results and attachments."

**Text Captions**

It's still possible to change or delete existing results and attachments or add new results and attachments.

Slide 78 - Slide 78

The screenshot shows the EAC Dissemination Platform interface. At the top, there is the European Commission logo and the text "EAC Dissemination Platform". A "Dashboards" menu is visible. The main content area is titled "Project Information" and includes a "Project Details" tab. A form is partially visible with fields for "Title" (containing "(ad/ded) Audiovisual ind...") and "Name" (containing "No records found."). A "File name:" field and a file type dropdown menu (set to "All Allowed Types") are also visible. An "Open" dialog box is overlaid on the interface, showing a file explorer view of the "Projects Erasmus+" directory. The dialog box contains a table of files:

Name	Date modified
Logos	04/05/2015 12:02
Erasmus+ video demo song.mp3	05/05/2015 10:37
Report on female unemployment in Euro...	04/05/2015 12:01
Video tutorial on online language learnin...	04/05/2015 12:01
VIDEO.mp4	05/05/2015 10:43

At the bottom of the screenshot, there is an orange banner with the text: "Notice that you are able to upload various types of files."

**Text Captions**

Notice that you are able to upload various types of files.

Slide 79 - Slide 79

The screenshot displays the EAC Dissemination Platform interface. At the top, there is a header with the European Commission logo and the text 'EAC Dissemination Platform'. Below this, a 'Project Information' section is visible, featuring tabs for 'Project Details' and 'Results'. A modal dialog box titled 'Upload File(s)' is open in the center, showing a list of three files ready for upload:

File Name	Size	Action
VIDEO.mp4	215 KB	Remove
Erasmus+ video demo song.mp3	131 KB	Remove
Report on female unemployment in Europe.pdf	79 KB	Remove

At the bottom of the dialog box are 'Upload File(s)' and 'Cancel' buttons. A blue arrow points from the 'Select file(s) to upload' text to the 'Upload File(s)' button. The background interface includes a 'Save' button and a 'Save & Submit' button.

Notice that you are able to upload various types of files.

**Text Captions**

Notice that you are able to upload various types of files.

Slide 81 - Slide 81

The screenshot shows the EAC Dissemination Platform interface. At the top, there is the European Commission logo and the text 'EAC Dissemination Platform'. A 'Dashboards' menu is visible in the top right. The main content area is titled 'Project Information' and contains a sidebar with 'Project Details' and 'Results' tabs. The 'Results' tab is active, showing a list of results. An 'Upload File(s)' dialog box is open in the center, displaying a table of uploaded files. The table has three rows, each with a 100% progress indicator, a file name, size, and status, and a 'Remove' button. The status bar at the bottom of the dialog indicates 'Status: 3/3 uploaded (0 failed)'. A mouse cursor is pointing at the 'OK' button. Below the dialog box, there are buttons for 'Save', 'Cancel', 'Save & Submit', and 'Go Back'. A yellow banner at the bottom of the screenshot contains the text: 'Notice that you are able to upload various types of files.'

Progress	File Name	Size	Status	Action
100%	VIDEO.mp4	(215 KB)	Success	Remove
100%	Erasmus+ video demo song.mp3	(131 KB)	Success	Remove
100%	Report on female unemployment in Europe.pdf	(79 KB)	Success	Remove

Status: 3/3 uploaded (0 failed)

**Text Captions**

Notice that you are able to upload various types of files.

Slide 82 - Slide 82

The screenshot shows the EAC Dissemination Platform interface. At the top, there is a header with the European Commission logo and the text "EAC Dissemination Platform". Below this is a "Project Information" section with two tabs: "Project Details" and "Results". The "Results" tab is active, displaying a table with one result. The table has columns for "Title", "Description", and "Files". The result is titled "(added) Audiovisual industry" and has a description: "It's egalitarian approach to introducing professionals, advanced in their fields of work, with both new and established talen...". The "Files" column shows the number "3" and three icons: a pencil, a red X, and a folder. Below the table is an "Add Result" button and a message: "You need to select a result to display its attachments". At the bottom of the interface, there are buttons for "Save", "Cancel", "Save & Submit", and "Go Back". A blue arrow points from the "Add Result" button to the "Files" column of the table. An orange banner at the bottom of the screenshot contains the text: "Notice that you are able to upload various types of files."

**Text Captions**

Notice that you are able to upload various types of files.



Slide 83 - Slide 83

The screenshot shows the EAC Dissemination Platform interface. At the top, there is a header with the European Commission logo and the text "EAC Dissemination Platform". A "Dashboards" menu is visible in the top right. Below the header, the "Project Information" section is active, with tabs for "Project Details" and "Results". The "Results" tab shows a table with one result. The table has columns for "Title", "Description", and "Files". The first row contains the text "(added) Audiovisual industry", a description about an egalitarian approach, and "3" files. Below the table is an "Add Result" button and a section for "Attachments for selected result:" containing a table with three rows of attachments: "Erasmus+ video demo song.mp3", "VIDEO.mp4", and "Report on female unemployment in Europe.pdf". At the bottom of the interface, there are "Save" and "Cancel" buttons, and a dashed line above "Save & Submit" and "Go Back" buttons. A yellow callout box points to the description text, and an orange banner at the bottom states: "Now you are able to submit your results for validation by an officer."

Title	Description	Files
(added) Audiovisual industry	It's egalitarian approach to introducing professionals, advanced in their fields of work, with both new and established talen...	3

Name	Type	
(added) Erasmus+ video demo song.mp3	audio/x-mpeg	
(added) VIDEO.mp4	video/mp4	
(added) Report on female unemployment in Europe.pdf	application/pdf	

**Text Captions**

Now you are able to submit your results for validation by an officer.

Slide 84 - Slide 84

The screenshot displays the EAC Dissemination Platform interface. At the top, there is a header with the European Commission logo and the text "EAC Dissemination Platform". A "Dashboards" menu is visible in the top right. Below the header, the "Project Information" section is active, with tabs for "Project Details" and "Results". The "Results" tab shows a table with one result. A blue arrow points from the "Add Result" button to the "Attachments for selected result:" table.

Title	Description	Files	
(added) Audiovisual industry	It's egalitarian approach to introducing professionals, advanced in their fields of work, with both new and established talen...	3	

Buttons: Add Result, Save, Cancel, Save & Submit, Go Back

Attachments for selected result:

Name	Type	
(added) Erasmus+ video demo song.mp3	audio/x-mpeg	
(added) VIDEO.mp4	video/mp4	
(added) Report on female unemployment in Europe.pdf	application/pdf	

Once you click on **Save & Submit**, a pop-up will appear.

**Text Captions**

Once you click on **Save & Submit**, a pop-up will appear.

Slide 85 - Slide 85

The screenshot shows the EAC Dissemination Platform interface. At the top, there is the European Commission logo and the text 'EAC Dissemination Platform'. A 'Dashboards' menu is visible in the top right. The main content area is titled 'Project Information' and has two tabs: 'Project Details' and 'Results'. The 'Results' tab is active, showing a table of results. A modal dialog box is overlaid on the table, asking for confirmation to submit changes. The dialog text reads: 'Are you sure you want to submit changes? By clicking the 'Yes' button this project will disappear from your dashboard and you will no longer have the possibility to change any of its details or results. By clicking the 'No' button you have the possibility to go back to the project details and results, update, remove or modify them before the final submission.' Below the dialog, the table contains three rows of results. At the bottom of the interface, there are buttons for 'Save', 'Cancel', 'Save & Submit', and 'Go Back'. A yellow banner at the very bottom contains the text: 'Click Yes if you are sure that your results are ready to be submitted,'.


Name	Type	
(added) Erasmus+ video demo song.mp3	audio/x-mpeg	
(added) VIDEO.mp4	video/mp4	
(added) Report on female unemployment in Europe.pdf	application/pdf	

**Text Captions**

Click **Yes** if you are sure that your results are ready to be submitted, or **No** if you want to further elaborate on your project card.

Slide 88 - Slide 88

f63b014 . ▾



## EAC Dissemination Platform

Erasmus+ Beneficiary's Dashboard Site

Dashboards ▾

Project List					
Identifier	Title	Status	Key Action	Action Type	
Loading...					

**Useful Links**

- [Dissemination Platform Erasmus+ entry page](#)
- [Frequently Asked Questions](#)
- [Helpdesk information](#)
- [Terms and Conditions](#)
- [Video tutorial for Project Beneficiaries](#)

Before you click on **Save & Submit**, ensure that your results are ready to be published, you comply with copyright rules for all results to be published and that you have uploaded all the results you would like to submit, because once you click on the **Save & Submit** button you will no longer be able to make any further changes and your project will disappear from your Dashboard.

**Text Captions**

Before you click on **Save & Submit**, ensure that your results are ready to be published, you comply with copyright rules for all results to be published and that you have uploaded all the results you would like to submit, because once you click on the **Save & Submit** button you will no longer be able to make any further changes and your project will disappear from your Dashboard.

Slide 89 - Slide 89

The screenshot displays the 'Erasmus+ Beneficiary's Dashboard Site' interface. At the top, there are logos for the European Commission and the EAC Dissemination Platform, along with a 'Dashboards' menu. The main content area is titled 'Project List' and contains a table with the following data:

Identifier	Title	Status	Key Action	Action Type	
2014-1-FR01-KA200-TRAINING-008565	Harvesting with Marteloscope Methodology in a European Ring	Open for uploading results	Cooperation for innovation and the exchange of good practice	Strategic Partnerships addressing more than one field	
2015-1-FR01-KA202-TRAINING-013192	e-Platforma UEK (Moodle)	Open for uploading results	Cooperation for innovation and the exchange of good practice	Strategic Partnerships for vocational education and training	

Below the table, there is a navigation bar with '< prev 1 next > for 2 project(s)'. Underneath is a 'Useful Links' section with the following links:

- [Dissemination Platform Erasmus+ entry page](#)
- [Frequently Asked Questions](#)
- [Helpdesk information](#)
- [Terms and Conditions](#)
- [Video tutorial for Project Beneficiaries](#)

At the bottom of the page, there is a partially visible orange banner with the text: 'Which the officer has approved or rejected, notifying you that the modifications have been approved or rejected.'

**Text Captions**

Once the officer has approved or rejected your changes, you will receive a formal message from the Agency with which you signed the Grant Agreement, notifying you that the modifications have been approved or rejected.

Slide 90 - Slide 90

The screenshot displays the EAC Dissemination Platform interface. At the top, there is a header with the European Commission logo and the text 'EAC Dissemination Platform' and 'Erasmus+ Beneficiary's Dashboard Site'. A 'Dashboards' menu is visible in the top right. The main content area is titled 'Project List' and contains a table with the following data:

Identifier	Title	Status	Key Action	Action Type	
2014-1-FR01-KA200-TRAINING-008565	Harvesting with Marteloscope Methodology in a European Ring	Open for uploading results	Cooperation for innovation and the exchange of good practice	Strategic Partnerships addressing more than one field	
2015-1-FR01-KA202-TRAINING-013192	e-Platforma UEK (Moodle)	Open for uploading results	Cooperation for innovation and the exchange of good practice	Strategic Partnerships for vocational education and training	

Below the table, there is a pagination control: '< prev 1 next > for 2 project(s)'. Underneath is a 'Useful Links' section with the following links:

- [Dissemination Platform Erasmus+ entry page](#)
- [Frequently Asked Questions](#)
- [Helpdesk information](#)
- [Terms and Conditions](#)
- [Video tutorial for Project Beneficiaries](#)

At the bottom of the dashboard, a yellow banner contains the text: 'If your changes are rejected, you will have to follow the instructions provided by the officer in the rejection message.'

**Text Captions**

If your changes are rejected, you will have to follow the instructions provided by the officer in the rejection message.

Slide 91 - Slide 91

The screenshot displays the 'EAC Dissemination Platform' interface. At the top, there are logos for the European Commission and the platform itself, along with a 'Dashboards' link. Below this is a header for 'Erasmus+ Beneficiary's Dashboard Site'. The main content area is titled 'Project List' and contains a table with the following data:

Identifier	Title	Status	Key Action	Action Type	
2014-1-FR01-KA200-TRAINING-009565	Harvesting with Marteloscope Methodology in a European Ring	Open for uploading results	Cooperation for innovation and the exchange of good practice	Strategic Partnerships addressing more than one field	
2015-1-FR01-KA202-TRAINING-013192	e-Platforma UEK (Moodle)	Open for uploading results	Cooperation for innovation and the exchange of good practice	Strategic Partnerships for vocational education and training	

Below the table, there is a 'Useful Links' section with the following links:

- [Dissemination Platform Erasmus+ entry page](#)
- [Frequently Asked Questions](#)
- [Helpdesk information](#)
- [Terms and Conditions](#)
- [Video tutorial for Project Beneficiaries](#)

A large blue text overlay 'End of this demo' is positioned across the middle of the project list table. At the bottom right of the table, there are navigation controls: '< prev 1 next >' and 'for 2 project(s)'.

Text Captions

End of this demo